

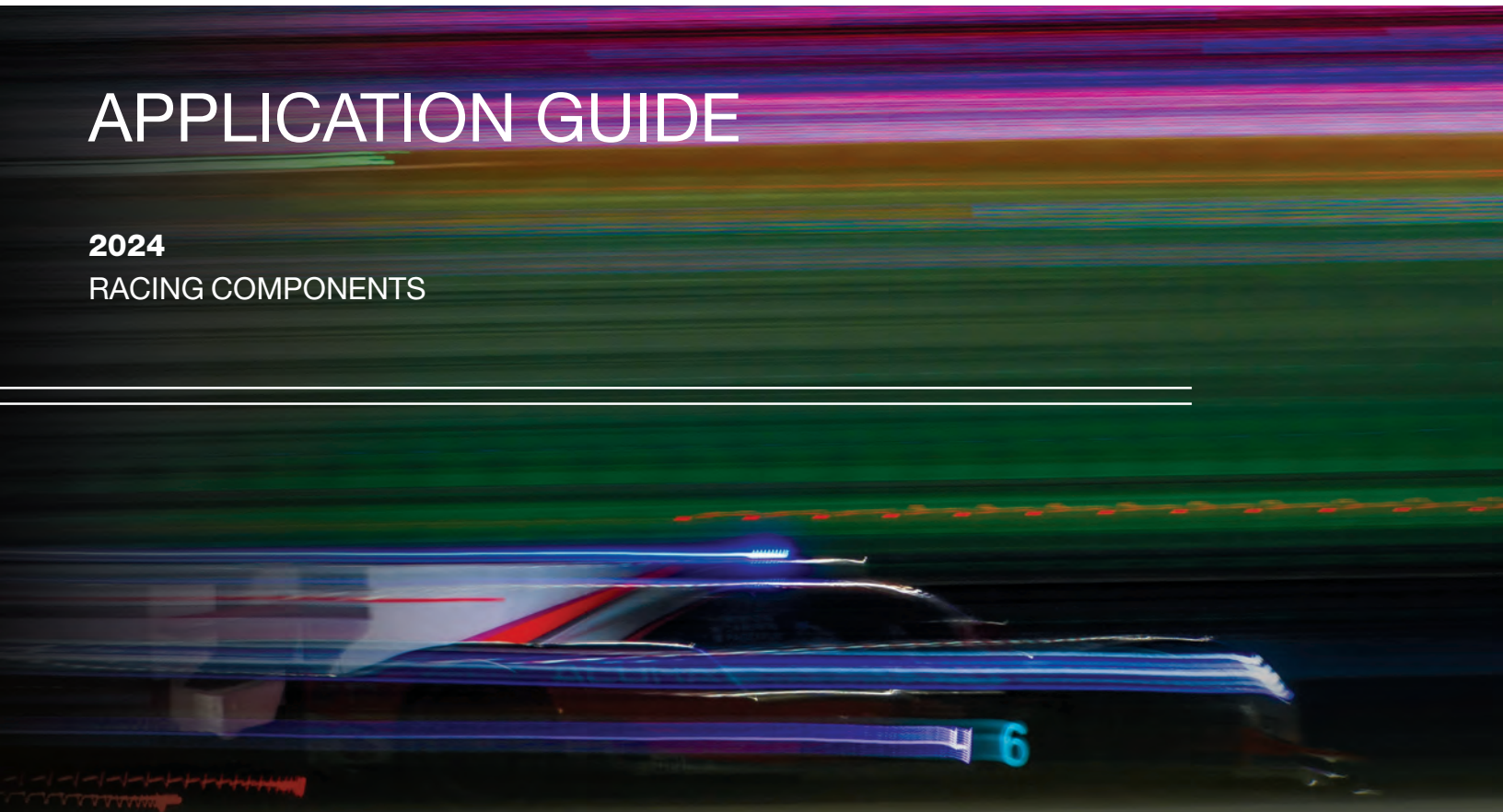
MAHLE

Motorsport

APPLICATION GUIDE

2024

RACING COMPONENTS



POWERPAK

MAHLE MOTORSPORT

BUILD SOMETHING GREAT

In recent years, MAHLE Motorsport-powered vehicles have won multiple championships in everything from NASCAR, American Le Mans, World of Outlaws and SCORE Offroad to local circle track and drag strip championships across the country and everything else in between, not to mention capturing world records in the quarter mile and at the Salt Flats of Bonneville.

Tested and proven in top racing series around the world, MAHLE continues to demonstrate why we are the first name in high-performance racing pistons.

Our forged pistons are backed by 100+ years of MAHLE expertise and global technology. Our engineers are passionate about engines, obsessed with the details and committed to designing powerful pistons that handle maximum stress. That same passion is shared by the customer service, warehouse and production teams that are committed to helping you Build Something Great.

Whether you're racing recreationally, competing professionally or building engines for those who do, be part of the winning tradition of MAHLE Motorsport.

CONTACT MAHLE MOTORSPORT

Customer & Technical Service
1-888-255-1942

Website
MAHLEMotorsport.com

Social Media



Office Hours
Mon – Fri 8AM – 5PM EST

Contact Email
Customer Service: motorsport@mahle.com
Sales: motorsport.sales@mahle.com
Technical Support: motorsport.tech@mahle.com

THE POWERPAK

WHERE POWER AND DURABILITY COEXIST

The POWERPAK kit is the racer's best value. Developed for high-performance enthusiasts and engine builders who want uncompromising reliability, the POWERPAK delivers just that.

The forged piston kits are made from either 4032 aluminum alloy, which allows for tighter cylinder-to-wall clearances and improved temperature stability, or 2618 alloy, which adds strength and increased detonation resistance.

In addition to fully machined crowns and CNC machined pin bores, the pistons are dual coated with phosphate to reduce micro-welding

and pin galling, and the skirt features a GRAFAL® anti-friction coating. Each set includes low-drag rings proven to increase horsepower and torque, clips and application-specific pins—all designed to ensure minimum friction and maximum horsepower.



POWERPAK

Fully Machined Crown

Phosphate Coated to Reduce Micro-Welding & Pin Galling

GRAFAL® Anti-Friction Skirt Coating



Machine-Finished Pin Bores

Low-Drag Ring Pack Proven to Make More Horsepower & Torque

High-Strength Pins Optimized for Weight & Round Wire-Retaining Locks

Table Of Contents

Page

SMALL BLOCK CHEVY

- 1 • Flat Top
- 1 • 2bbl Light Weight Flat Top
- 2 • 2bbl 22° / 23° Flat Top
- 2 • 4-Valve Pocket Flat Top
- 2 • Wissota
- 2 • 23° USRA Factory Stock
- 2 • GM 604 Crate Drop In
- 3 • 22° / 23° Flat Top Gasported
- 3 • 21° Flat Top Gasported
- 3 • 305ci Flat Top
- 3 • 305ci Flat Top Gasported
- 3-4 • 23° Dome
- 4-5 • 23° Dome Gasported
- 5 • 22° ASCS 360 Sprint Dome
- 6 • Inverted Dome

LS

- 6 • 5.3L Flat Top
- 6 • 5.3L Dome
- 7 • 5.3L Dish
- 7 • 5.3L (Gen 4) Flat Top Drop In Replacement
- 7 • L83 5.3L DI Drop In Replacement
- 7 • 5.7L Flat Top & Dish
- 7 • 6.0L Flat Top
- 8 • 6.0L Dish
- 8 • LS3 Flat Top TransAm TA2
- 8 • 6.2L Flat Top
- 9 • 6.2L Dish
- 9 • 6.2L Dish (LSA / LS9)
- 9 • 6.0L & 6.2L Dome
- 9 • LS Combo Dome
- 10 • 7.0L Flat Top & Dish
- 10 • LSX Combo Large Bore Flat Top, Dish, & Dome

LT

- 10 • 6.2L Flat Top
- 10 • 6.2L Inverted Dome

NHRA LEGAL COPO CAMARO

- 11 • Flat Top & Dome

BIG BLOCK CHEVY

- 11 • Flat Top (Std. Deck 9.800)
- 11 • Dome (Std. Deck 9.800)
- 11 • Dish (Std. Deck 9.800)
- 12 • 502 Marine Drop In
- 12 • Flat Top (Tall Deck 10.200)
- 12 • Dome (Tall Deck 10.200)
- 12 • Dish (Tall Deck 10.200)
- 13 • Elite Sportsman Drag Series 24° / 25°
- 14 • Elite Sportsman Drag Series 20°

SMALL BLOCK FORD

- 15 • Flat Top
- 16 • Sealed Race Engine
- 16 • Wissota
- 16 • Flat Top Trans Am TA2
- 16 • Dome
- 16-17 • Inverted Dome
- 17 • Twisted Wedge Flat Top
- 17 • Twisted Wedge Flat Top 11R Cylinder Head
- 17 • Twisted Wedge Inverted Dome
- 17 • Cleveland

Page

FORD MODULAR

- 18 • 4.6L 2-Valve or 4-Valve
- 18 • NHRA Legal 5.4L 4-Valve 08, 10, 12 Cobra Jet
- 18 • 5.4L 2-Valve or 4-Valve
- 18 • 5.0L 4-Valve Coyote
- 18 • 5.0L 4-Valve Coyote / Voodoo
- 18 • 5.0L Coyote Gen 3 DI 2018+ Drop In
- 18 • 5.0L Coyote Gen 3 DI 2018+
- 18 • NHRA Legal 5.0L 4-Valve 2014-15 Cobra Jet
- 19 • NHRA Legal 5.0L 4-Valve 2016 Cobra Jet
- 19 • 5.2L Voodoo Drop-In

FORD GODZILLA

- 19 • Godzilla 7.3L

FORD FLAT HEAD

- 19 • 3/16" Standard Dome

BIG BLOCK FORD

- 19 • Std Valve Location Cyl. Head
- 19 • SCJ, Kaase P-51 / SR-71®, AFR 14° Cyl Head
- 20 • Kaase Boss Nine®

Ford FE

- 20 • Flat Top
- 20 • Dish

SMALL BLOCK MOPAR

- 20 • 340, 360 Flat Top
- 20 • 340, 360 Dish

BIG BLOCK MOPAR

- 20 • 383, 400 Flat Top
- 21 • 440 Flat Top
- 21 • 440 Dish

HEMI

- 21 • 5.7L
- 21 • 6.1L Drop In Replacement
- 21 • 6.1L
- 21 • 6.1L NHRA Legal
- 22 • 6.4L Drop In Replacement
- 22 • 6.4L NHRA Legal
- 22 • Top Alcohol Dome

SMALL BLOCK OLDSMOBILE

- 22 • 350 Flat Top

BIG BLOCK OLDSMOBILE

- 22 • 400E Flat Top
- 22 • 425 Flat Top
- 22 • 455 Stroker Dish

BIG BLOCK PONTIAC

- 22 • 455 Stroker Flat Top

Table Of Contents

Page SPORT COMPACT

- 23 • DAZA / DNWA RS3

BMW

- 23 • N14 1.6L Mini Cooper S
- 23 • M54 B30 3.0L E46
- 23 • N54 B30 3.0L
- 23 • S55 3.0L F80, M3, M4
- 23 • B58 3.0L (Toyota Supra 2020+)
- 23 • S52 B32 3.2L E36 M3
- 23 • S54 B32 3.2L E46 M3
- 23 • S65 B40 4.0L
- 24 • S85 B50 5.0L (V10)

FORD ECOBOOST

- 24 • 1.6L
- 24 • ST 2.0L
- 24 • Zetec 2.0L SCCA
- 24 • 2.3L

HONDA / ACURA

- 24 • B16, A1, A2, A3 DOHC VTec 1.6L
- 24 • B18C1 DOHC VTec 1.8L
- 24 • RSX K20 2.0L
- 24 • K24 2.4L
- 25 • H22 2.2L Gold Series
- 25 • S2000 F20C 2.0L Gold Series
- 25 • S2000 F22C 2.2L Gold Series

MAZDA

- 25 • MZR 2.3L DISI

MINI

- 25 • 4G63 2.0L 93-02 Eclipse 03-09 Lancer
- 25 • 4B11T Evo X 2.0L

NISSAN

- 25 • SR20DET (Silvia) 2.0L
- 25 • RB25DET (Skyline) 2.5L
- 26 • RB26DETT (Skyline) 2.6L
- 26 • RB30E / RB30DET (Skyline) 3.0L
- 26 • VR30DDTT
- 26 • VR38DETT (GT-R) 3.8L
- 26 • VR38DETT (GT-R) Stroker 4.1L

SUBARU

- 26 • 2.0L EJ20
- 26 • 2.2L EJ20 Stroker
- 26 • FA20 Turbo
- 26 • WRX 2.5L STI, Forester, Legacy
- 27 • WRX 2.5L STI, Boxed Strut

TOYOTA

- 27 • 2ZZ-GE (Celica GT-S) 1.8L
- 27 • 3S-GTE 2.0L 90-95 MR2 Turbo
- 27 • 2JZ-GTE (Supra) 3.0L

Page

VOLKSWAGEN / AUDI

- 27 • EA113 (95-2000) 1.8L Turbo
- 27 • B5 S4 2.7L 6-cyl. 5V Turbo
- 27 • TFSi EA113 (2006-2009) 2.0L Turbo
- 27 • TSi EA888 (2010+) 2.0L Turbo
- 27 • TSi EA888 Gen 3 (2015-2018) 2.0L Turbo
- 27 • VR6 3.2L 4V
- 27 • Beetle Type I, II, III

DIESEL

CUMMINS B-SERIES

- 28 • 5.9L Cast 12V
- 28 • 5.9L Cast 12V with Valve Pockets
- 28 • 5.9L Forged 12V with Valve Pockets
- 28 • 5.9L Forged 24V with Valve Pockets 03-04
- 28 • 5.9L Forged 24V with Valve Pockets 04.5-07
- 28 • 5.9L Forged 12V or 24V Custom Order
- 28 • 5.9L Steel Monotherm 24V
- 29 • 6.7L Forged 24V with Valve Pockets

POWERSTROKE

- 29 • 6.0L Cast 2004+
- 29 • 6.0L Cast Valve Pockets 2004+
- 29 • 6.4L Cast HD
- 29 • 6.4L Cast HD Valve Pockets
- 29 • 6.0L Forged Custom Order
- 29 • 6.4L Forged Custom Order
- 29 • 6.7L Forged Custom Order
- 29 • 7.3L Forged Custom Order

DURAMAX

- 30 • 6.6L Cast
- 30 • 6.6L Cast with Valve Pockets
- 30 • 6.6L Forged with Valve Pockets
- 30 • 6.6L Forged Custom Order

RINGS, CLIPS, PINS, ACCESSORIES

- 31-32 • Ring Sets
- 33 • Sport Compact Ring Sets
- 33 • Diesel Ring Sets
- 33 • Clips
- 33 • Lock'N Tool
- 34 • Pins
- 34 • Rails
- 34 • Expanders

APPAREL

- 35 • Blueprint T-Shirt
- 35 • Blueprint Hooded Sweatshirt
- 35 • Blueprint Full Zip Hooded Sweatshirt
- 35 • Hat Blue/White Mesh w/ Patch Logo
- 35 • Hat Blue/White Mesh w/ Corner Logo

36 • NOTES

TECH INFORMATION

- 37 • Single Piston & Ring Ordering Instructions
- 37 • Thermal Barrier Coating Information
- 38 • Ring Gap Instructions
- 38 • Ring Installation Instructions

Cubic Inches	Bore	Stroke	Rod	Comp Height	Pin Diam.	Crown Vol	Wght G	Compression Ratio			Alloy	Clearance Guide			Part No.
SMALL BLOCK CHEVY FLAT TOP															
1.0, 1.0, 2.0mm File Fit Performance Ring Set Included															
								58cc	64cc	70cc					
350	4.000	3.480/3.500	5.700	1.550	0.927	-5.0cc	462	11.1	10.3	9.6	4032	0.500	0.0025	0.0033	930200000
355	4.030						474	11.2	10.4	9.7					930200030
357	4.040						478	11.2	10.4	9.8					930200040
360	4.060						486	11.3	10.5	9.8					930200060
377	4.000	3.750	5.700	1.425	0.927	-5.0cc	448	11.8	11.0	10.3	4032	0.500	0.0025	0.0033	930200100
383	4.030						460	12.0	11.1	10.4					930200130
385	4.040						464	12.0	11.2	10.4					930200140
388	4.060						472	12.1	11.3	10.5					930200160
400	4.125						476	12.4	11.6	10.8	4032	0.500	0.0025	0.0033	930200225
407	4.155						488	12.6	11.7	10.9					930200255
350	4.000	3.480/3.500	6.000	1.250	0.927	-5.0cc	427	11.1	10.3	9.6	4032	0.500	0.0025	0.0033	930200300
350	4.003						428	11.1	10.3	9.6					930200303
351	4.005						429	11.1	10.3	9.6					930200305
352	4.010						431	11.1	10.3	9.6					930200310
353	4.020						435	11.1	10.4	9.7					930200320
354	4.023						436	11.2	10.4	9.7					930200323
355	4.025						437	11.2	10.4	9.7					930200325
355	4.028						438	11.2	10.4	9.7					930200328
355	4.030						438	11.2	10.4	9.7					930200330
357	4.040						442	11.2	10.4	9.8					930200340
360	4.060						450	11.3	10.5	9.8					930200360
372	4.125						454	11.6	10.8	10.1	4032	0.500	0.0025	0.0033	930200425
377	4.155						466	11.8	10.9	10.2					930200455
379	4.165						469	11.8	11.0	10.3					930200465
355	4.030	3.480/3.500	6.125	1.125	0.927	-5.0cc	420	11.2	10.4	9.7	4032	0.250	0.0025	0.0033	930200630
357	4.040						423	11.2	10.4	9.8					930200640
360	4.060						430	11.3	10.5	9.8					930200660
372	4.125						435	11.6	10.8	10.1	4032	0.250	0.0025	0.0033	930200725
377	4.155						446	11.8	10.9	10.2					930200755
379	4.165						450	11.8	11.0	10.3					930200765
383	4.030						420	12.0	11.1	10.4	4032	0.250	0.0003	0.0033	930200630
385	4.040						423	12.0	11.2	10.4					930200640
388	4.060						430	12.1	11.3	10.5					930200660
400	4.125						435	12.4	11.6	10.8	4032	0.250	0.0025	0.0033	930200725
407	4.155						446	12.6	11.7	10.9					930200755
409	4.165						450	12.6	11.7	11.0					930200765
395	4.030	3.875	6.000	1.062R	0.927	-5.0cc	406	12.4	11.5	10.7	4032	0.250	0.0025	0.0033	930200830
397	4.040						411	12.4	11.5	10.8					930200840
414	4.125						418	12.8	11.9	11.1	4032	0.250	0.0025	0.0033	930200925
420	4.155						429	13.0	12.1	11.3					930200955
422	4.165						432	13.0	12.1	11.3					930200965
428	4.125	4.000	6.000	1.000R	0.927	-5.0cc	408	13.2	12.3	11.5	4032	0.250	0.0025	0.0033	930201125
434	4.155						419	13.4	12.4	11.6					930201155
436	4.165						422	13.4	12.5	11.6					930201165
440	4.185					-6.5cc	419	13.3	12.3	11.5	2618	0.250	0.0046	0.0054	930201285

Compression Heights with "R" INCLUDE Oil Support Rails

SMALL BLOCK CHEVY 2bbi LIGHT WEIGHT FLAT TOP Asymmetrical Valve Pockets

1.0, 1.0, 2.0mm File Fit Performance Ring Set Included

Light Weight 92g pins Included

								58cc	64cc	70cc					
357	4.030	3.500	5.700	1.550	0.927	-2.4cc	411	11.6	10.8	10.1	4032	0.500	0.0036	0.0044	930206530
359	4.040						415	11.7	10.8	10.1					930206540
362	4.060						423	11.8	10.9	10.2					930206560
357	4.030	3.500	6.000	1.250	0.927	-2.4cc	376	11.6	10.8	10.1	4032	0.250	0.0036	0.0044	930206630
359	4.040						379	11.7	10.8	10.1					930206640
362	4.060						386	11.8	10.9	10.2					930206660
357	4.030	3.500	6.125	1.125	0.927	-2.4cc	360	11.6	10.8	10.1	4032	0.250	0.0036	0.0044	930206730
359	4.040						364	11.7	10.8	10.1					930206740
362	4.060						370	11.8	10.9	10.2					930206760
383	4.030	3.750	6.000	1.125	0.927	-2.4cc	360	12.4	11.5	10.7	4032	0.250	0.0036	0.0044	930206730
385	4.040						364	12.4	11.5	10.7					930206740
388	4.060						370	12.5	11.6	10.8					930206760

Meas. = The location to measure piston-to-wall clearance, referenced from the bottom of the piston skirt.

"Min" and "Max" is the suggested range of clearance over the coating for each application.

Compression Ratio - calculated at zero deck and 0.040" gasket unless otherwise noted

Cubic Inches	Bore	Stroke	Rod	Comp Height	Pin Diam.	Crown Vol	Wght G	Compression Ratio	Alloy	Clearance Guide			Part No.			
										Meas.	Min	Max				
SMALL BLOCK CHEVY HIGH OUTPUT 2bbl 22°/23° FLAT TOP Gasported / Asymmetrical Valve Pockets																
1.0, 1.0, 2.0mm File Fit Performance Ring Set Included																
Light Weight 92g pins Included																
357	4.030	3.500	5.700	1.550	0.927	- 4.1cc	429	58cc	64cc	70cc	4032	0.500	0.0036	0.0044	930202530	
358	4.035							11.4	10.6	9.9						930202535
359	4.040							11.4	10.6	9.9						930202540
361	4.050							11.5	10.7	10.0						930202550
362	4.060							11.5	10.7	10.0						930202560
357	4.030	3.500	6.000	1.250	0.927	- 4.1cc	393	58cc	64cc	70cc	4032	0.250	0.0036	0.0044	930202630	
358	4.035							11.4	10.6	9.9						930202635
359	4.040							11.4	10.6	9.9						930202640
361	4.050							11.5	10.7	10.0						930202650
362	4.060							11.5	10.7	10.0						930202660
357	4.030	3.500	6.125	1.125	0.927	- 4.1cc	377	58cc	64cc	70cc	4032	0.250	0.0036	0.0044	930202830	
359	4.040							11.4	10.6	9.9						930202840
383	4.030	3.750	6.000	1.125	0.927	- 4.1cc	377	58cc	64cc	70cc	4032	0.250	0.0036	0.0044	930202830	
385	4.040							12.2	11.3	10.5						930202840

SMALL BLOCK CHEVY 4-VALVE POCKET FLAT TOP

1.0, 1.0, 2.0mm File Fit Performance Ring Set Included																
355	4.030	3.480/3.500	5.700	1.550	0.927	-5.0cc	495	58cc	64cc	70cc	4032	0.500	0.0025	0.0033	930203630	
357	4.040							11.0	10.2	9.6						930203640
360	4.060							11.1	10.3	9.7						930203660
355	4.030	3.480/3.500	6.000	1.250	0.927	-5.0cc	454	58cc	64cc	70cc	4032	0.500	0.0025	0.0033	930203730	
357	4.040							11.0	10.2	9.6						930203730

SMALL BLOCK CHEVY WISSOTA CONCEPT ENGINE

1.5, 1.5, 3.0mm File Fit Performance Ring Set Included																
APPROVED PN w/ Laser Etch for WISSOTA Series																
355	4.030	3.480/3.500	5.700	1.550	0.927	-5.0cc	463	58cc	64cc	70cc	4032	0.500	0.0025	0.0033	197725130	
357	4.040							11.0	10.2	9.6						197725140
359	4.050							11.1	10.3	9.6						197725150
360	4.060							11.1	10.3	9.7						197725160

SBC 23° 4-VALVE POCKET USRA Factory Stock Rules Forged Piston - PRESS-FIT Pin

1.5, 1.5, 3.0mm File Fit Performance Ring Set Included																
357	4.030	3.500	5.700	1.560	0.927	-3.0cc	475	58cc	64cc	70cc	4032	0.500	0.0036	0.0044	930203830	
359	4.040							11.6	10.7	10.0						930203840
361	4.050							11.6	10.8	10.1						930203850
362	4.060							11.7	10.8	10.1						930203860

GM 604 Crate Engine Drop-In Forged Replacement - PRESS-FIT Pin

Requires 2.0, 1.5, 4.0mm Ring Set (Not Included, ref. PN 41616CP)																
350	4.000	3.480	5.700	1.559	0.927	-4.9cc	548	58cc	64cc	70cc	4032	0.500	0.0047	0.0051	930127800	
350	4.002							11.1	10.3	9.6						930127802
351	4.005							11.1	10.3	9.6						930127805
351	4.008							11.1	10.3	9.7						930127808
351	4.011							11.1	10.3	9.7						930127811
352	4.015							11.2	10.4	9.7						930127815
353	4.020							11.2	10.4	9.7						930127820
355	4.030							11.2	10.4	9.7						930127830



Cubic Inches	Bore	Stroke	Rod	Comp Height	Pin Diam.	Crown Vol	Wgt G	Compression Ratio			Alloy	Clearance Guide			Part No.
								58cc	64cc	70cc		Meas.	Min	Max	
SMALL BLOCK CHEVY 22°/23° FLAT TOP Gasported															
1.0, 1.0, 2.0mm File Fit Performance Ring Set Included															
374	4.125	3.500	6.000	1.250	0.927	-7.8cc	453	11.3	10.5	9.9	2618	0.500	0.0061	0.0069	197756525
375	4.130						455	11.3	10.5	9.9					197756530
376	4.135						457	11.3	10.6	9.9					197756535
377	4.140						459	11.3	10.6	9.9					197756540
378	4.145						461	11.4	10.6	9.9					197756545
379	4.150						463	11.4	10.6	9.9					197756550
380	4.155						464	11.4	10.6	10.0					197756555
381	4.160						466	11.4	10.7	10.0					197756560
381	4.165						468	11.5	10.7	10.0					197756565

SMALL BLOCK CHEVY 21° FLAT TOP Gasported / Asymmetrical Valve Pockets
For DART 49cc heads and other 21° angle milled heads

1.0, 1.0, 2.0mm File Fit Performance Ring Set Included															
49cc															
357	4.030	3.500	5.700	1.550	0.927	-7.9cc	460				2618	0.500	0.0055	0.0063	197724930
359	4.040						464								197724940
361	4.050						468								197724950
362	4.060						472								197724960
357	4.030	3.500	6.000	1.250	0.927	-8.9cc	420				2618	0.500	0.0055	0.0063	197726830
359	4.040						423								197726840
361	4.050						427								197726850
362	4.060						431								197726860
363	4.065						432								197726865
357	4.030	3.500	6.125	1.125	0.927	-8.9cc	403				2618	0.250	0.0055	0.0063	197753130
359	4.040						406								197753140
361	4.050						410								197753150
362	4.060						413								197753160
374	4.125						436				2618	0.250	0.0055	0.0063	197753325
380	4.155						446								197753355
383	4.030	3.750	6.000	1.125	0.927	-8.9cc	403				2618	0.250	0.0055	0.0063	197753130
385	4.040						406								197753140
386	4.050						410								197753150
388	4.060						413								197753160
400	4.125						436				2618	0.250	0.0055	0.0063	197753325
407	4.155						446								197753355
388	4.125	3.625	6.125	1.062R	0.927	-8.9cc	404				2618	0.250	0.0055	0.0063	197779125
393	4.155						414								197779155
414	4.125	3.875	6.000	1.062R	0.927	-8.9cc	404				2618	0.250	0.0055	0.0063	197779125
420	4.155						414								197779155

Compression Heights with "R" INCLUDE Oil Support Rails

SMALL BLOCK CHEVY 305ci FLAT TOP

1.0, 1.0, 2.0mm File Fit Performance Ring Set Included															
58cc 64cc 70cc															
310	3.766	3.480	5.700	1.550	0.927	-3.0cc	405	10.3	9.5	8.9	4032	0.500	0.0036	0.0044	930204566
312	3.776						409	10.3	9.6	8.9					930204576
315	3.796						417	10.4	9.7	9.0					930204596

SMALL BLOCK CHEVY 305ci FLAT TOP Gasported / Asymmetrical Valve Pockets

1.0, 1.0, 2.0mm File Fit Performance Ring Set Included															
Light Weight 92 gram pins Included															
310	3.766	3.480	5.700	1.550	0.927	-1.6cc	409	10.5	9.7	9.0	4032	0.500	0.0036	0.0044	930205566
312	3.776						413	10.5	9.8	9.1					930205576
313	3.786						417	10.6	9.8	9.1					930205586
315	3.796						421	10.6	9.9	9.2					930205596

SMALL BLOCK CHEVY 23° DOME

1.0, 1.0, 2.0mm File Fit Performance Ring Set Included															
58cc 64cc 70cc															
332	4.030	3.250	5.700	1.675	0.927	5.0cc	485	12.1	11.1	10.0	4032	0.500	0.0025	0.0033	930208930
333	4.040						489	12.1	11.1	10.1					930208940
337	4.060						497	12.2	11.2	10.1					930208960
400	4.125	3.750	5.700	1.425	0.927	4.1cc	515	14.1	13.0	12.0	2618	0.500	0.0046	0.0054	930207825
407	4.155						527	14.3	13.1	12.1					930207855
409	4.165						532	14.3	13.2	12.2					930207865
355	4.030	3.480/3.500	6.000	1.250	0.927	11.1cc	484	14.2	12.9	11.8	2618	0.500	0.0046	0.0054	930207930
357	4.040						488	14.2	12.9	11.9					930207940
360	4.060						496	14.3	13.0	12.0					930207960

Application continues to next page →

Meas. = The location to measure piston-to-wall clearance, referenced from the bottom of the piston skirt.

"Min" and "Max" is the suggested range of clearance over the coating for each application.

Compression Ratio - calculated at zero deck and 0.040" gasket unless otherwise noted

Cubic Inches	Bore	Stroke	Rod	Comp Height	Pin Diam.	Crown Vol	Wght G	Compression Ratio			Alloy	Clearance Guide			Part No.
								58cc	64cc	70cc		Meas.	Min	Max	
SMALL BLOCK CHEVY 23° DOME															
Continued from previous page															
1.0, 1.0, 2.0mm File Fit Performance Ring Set Included								58cc	64cc	70cc					
355	4.030	3.480/3.500	6.125	1.125	0.927	11.1cc	470	14.2	12.9	11.8	2618	0.250	0.0046	0.0054	930208130
357	4.040						474	14.2	12.9	11.9					930208140
360	4.060						481	14.3	13.0	12.0					930208160
372	4.125					495	14.7	13.4	12.3	2618	0.250	0.0046	0.0054	930208225	
377	4.155	507	14.9	13.5	12.4	930208255									
379	4.165	510	14.9	13.6	12.5	930208265									
355	4.030					6.0cc 463	13.1	12.0	11.1	2618	0.250	0.0046	0.0054	930208330	
357	4.040	466	13.1	12.0	11.1	930208340									
360	4.060	474	13.2	12.1	11.2	930208360									
372	4.125					4.0cc 478	13.1	12.1	11.2	2618	0.250	0.0046	0.0054	930212525	
377	4.155	490	13.3	12.2	11.3	930212555									
379	4.165	493	13.3	12.3	11.4	930212565									
383	4.030	3.750	6.000	1.125	0.927	11.1cc	470	15.2	13.8	12.7	2618	0.250	0.0046	0.0054	930208130
385	4.040						474	15.2	13.9	12.7					930208140
388	4.060						481	15.4	14.0	12.8					930208160
400	4.125					495	15.8	14.3	13.1	2618	0.250	0.0046	0.0054	930208225	
407	4.155	507	15.9	14.5	13.3	930208255									
409	4.165	510	16.0	14.5	13.3	930208265									
383	4.030					6.0cc 463	14.0	12.8	11.8	2618	0.250	0.0046	0.0054	930208330	
385	4.040	466	14.0	12.9	11.9	930208340									
388	4.060	474	14.2	13.0	12.0	930208360									
400	4.125					4.0cc 478	14.1	12.9	12.0	2618	0.250	0.0046	0.0054	930212525	
407	4.155	490	14.2	13.1	12.1	930212555									
409	4.165	493	14.3	13.1	12.2	930212565									
414	4.125	3.875	6.000	1.062R	0.927	4.0cc	459	14.5	13.3	12.4	2618	0.250	0.0046	0.0054	930208625
420	4.155						470	14.7	13.5	12.5					930208655
422	4.165						474	14.7	13.6	12.5					930208665
428	4.125	4.000	6.000	1.000R	0.927	4.0cc	449	15.0	13.7	12.7	2618	0.250	0.0046	0.0054	930208825
434	4.155						459	15.1	13.9	12.9					930208855
436	4.165						463	15.2	14.0	12.9					930208865

Compression Heights with "R" INCLUDE Oil Support Rails

SMALL BLOCK CHEVY 23° DOME Gasported / Asymmetrical Valve Pockets

1.0, 1.0, 2.0mm File Fit Performance Ring Set Included								58cc	64cc	70cc					
357	4.030	3.500	6.000	1.250	0.927	12.0cc	474	14.5	13.1	12.0	2618	0.500	0.0055	0.0063	197754130
359	4.040						478	14.5	13.2	12.1					197754140
361	4.050						481	14.6	13.2	12.1					197754150
362	4.060					485	14.6	13.3	12.2	2618	0.500	0.0055	0.0063	197754160	
374	4.125	12.0cc 482	15.0	13.6	12.5	197836025									
376	4.135	486	15.1	13.7	12.5	197836035									
378	4.145	490	15.1	13.7	12.6	197836045									
380	4.155	494	15.2	13.8	12.6	197836055									
381	4.165	497	15.2	13.8	12.7	197836065									
385	4.185	505	15.3	13.9	12.8	197836085									
357	4.030	3.500	6.125	1.125	0.927	12.0cc	455	14.5	13.1	12.0	2618	0.250	0.0055	0.0063	197754330
359	4.040						459	14.5	13.2	12.1					197754340
362	4.060						466	14.6	13.3	12.2					197754360
400	4.125					9.0cc 446	14.3	13.0	12.0	2618	0.250	0.0055	0.0063	197754525	
403	4.135	450	14.3	13.1	12.0	197754535									
405	4.145	454	14.4	13.1	12.1	197754545									
407	4.155	457	14.4	13.2	12.1	197754555									
409	4.165	461	14.5	13.2	12.2	197754565									
385	4.185	468	14.6	13.3	12.3	197754585									
383	4.030	3.750	6.000	1.125	0.927	12.0cc	455	15.4	14.0	12.8	2618	0.250	0.0055	0.0063	197754330
385	4.040						459	15.5	14.0	12.9					197754340
388	4.060						466	15.6	14.2	13.0					197754360
400	4.125					9.0cc 446	15.2	13.9	12.8	2618	0.250	0.0055	0.0063	197754525	
403	4.135	450	15.3	13.9	12.8	197754535									
405	4.145	454	15.3	14.0	12.9	197754545									
407	4.155	457	15.4	14.0	12.9	197754555									
409	4.165	461	15.5	14.1	13.0	197754565									
413	4.185	468	15.6	14.2	13.1	197754585									

Application continues to next page →

Meas. = The location to measure piston-to-wall clearance, referenced from the bottom of the piston skirt.

"Min" and "Max" is the suggested range of clearance over the coating for each application.

Compression Ratio - calculated at zero deck and 0.040" gasket unless otherwise noted

Cubic Inches	Bore	Stroke	Rod	Comp Height	Pin Diam.	Crown Vol	Wght G	Compression Ratio	Alloy	Clearance Guide			Part No.		
										Meas.	Min	Max			
Continued from previous page															
SMALL BLOCK CHEVY 23° DOME Gasported / Asymmetrical Valve Pockets															
1.0, 1.0, 2.0mm File Fit Performance Ring Set Included								58cc	64cc	70cc					
388	4.125	3.625	6.125	1.062R	0.927	4.0cc	428	13.6	12.5	11.6	2618	0.250	0.0055	0.0063	197754925
389	4.135						432	13.7	12.6	11.7					197754935
393	4.155						439	13.8	12.7	11.8					197754955
395	4.165						442	13.9	12.7	11.8					197754965
388	4.125					9.0cc	442	14.7	13.5	12.4	2618	0.250	0.0055	0.0063	197754725
389	4.130						444	14.8	13.5	12.4					197754730
389	4.135						445	14.8	13.5	12.4					197754735
390	4.140						447	14.8	13.5	12.5					197754740
391	4.145						449	14.9	13.6	12.5					197754745
392	4.150						450	14.9	13.6	12.5					197754750
393	4.155						452	14.9	13.6	12.5					197754755
394	4.160						454	14.9	13.6	12.5					197754760
395	4.165						456	15.0	13.7	12.6					197754765
396	4.170						458	15.0	13.7	12.6					197754770
397	4.175						460	15.0	13.7	12.6					197754775
398	4.180						461	15.1	13.7	12.6					197754780
399	4.185						463	15.1	13.8	12.7					197754785
414	4.125	3.875	6.000	1.062R	0.927	4.0cc	428	14.5	13.3	12.4	2618	0.250	0.0055	0.0063	197754925
416	4.135						432	14.6	13.4	12.4					197754935
420	4.155						439	14.7	13.5	12.5					197754955
422	4.165						442	14.7	13.6	12.5					197754965
414	4.125					9.0cc	442	15.7	14.3	13.2	2618	0.250	0.0055	0.0063	197754725
415	4.130						444	15.7	14.3	13.2					197754730
416	4.135						445	15.8	14.4	13.2					197754735
417	4.140						447	15.8	14.4	13.2					197754740
418	4.145						449	15.8	14.4	13.3					197754745
419	4.150						450	15.8	14.4	13.3					197754750
420	4.155						452	15.9	14.5	13.3					197754755
421	4.160						454	15.9	14.5	13.3					197754760
422	4.165						456	15.9	14.5	13.4					197754765
423	4.170						458	16.0	14.6	13.4					197754770
424	4.175						460	16.0	14.6	13.4					197754775
425	4.180						461	16.0	14.6	13.4					197754780
426	4.185						463	16.1	14.6	13.5					197754785
428	4.125	4.000	6.000	1.000R	0.927	6.0cc	422	15.4	14.1	13.0	2618	0.250	0.0055	0.0063	197830025
429	4.130						424	15.4	14.1	13.1					197830030
430	4.135						426	15.5	14.2	13.1					197830035
432	4.145						429	15.5	14.2	13.1					197830045
433	4.150						431	15.6	14.3	13.2					197830050
434	4.155						433	15.6	14.3	13.2					197830055
435	4.160						435	15.6	14.3	13.2					197830060
436	4.165						437	15.7	14.3	13.2					197830065
437	4.170						439	15.7	14.4	13.3					197830070
438	4.175						441	15.7	14.4	13.3					197830075
440	4.185						444	15.8	14.5	13.3					197830085
Compression Heights with "R" INCLUDE Oil Support Rails															
SMALL BLOCK CHEVY 22° ASCS 360 SPRINT DOME Gasported / Asymmetrical Valve Pockets															
1.0, 1.0, 2.0mm File Fit Performance Ring Set Included								58cc							
Includes HD 0.188W pins (Alt. w/ DLC: 9288283)															
357	4.125	3.340	6.000	1.330	0.927	13.6cc	485	14.8			2618	0.250	0.0055	0.0063	930165725
357	4.130						487	14.8							930165730
358	4.135						489	14.8							930165735
359	4.140						491	14.8							930165740
360	4.145						493	14.9							930165745
361	4.150						495	14.9							930165750
362	4.155						497	14.9							930165755
363	4.160						499	15.0							930165760
364	4.165						501	15.0							930165765
355	4.020	3.500	6.000	1.250	0.927	13.6cc	463	14.8			2618	0.250	0.0055	0.0063	930167520
356	4.025						465	14.8							930167525
357	4.030						467	14.9							930167530
358	4.035						469	14.9							930167535
359	4.040						471	14.9							930167540
360	4.045						472	15.0							930167545
361	4.050						474	15.0							930167550
362	4.055						476	15.0							930167555
362	4.060						478	15.0							930167560
363	4.065						480	15.1							930167565

Cubic Inches	Bore	Stroke	Rod	Comp Height	Pin Diam.	Crown Vol	Wght G	Compression Ratio			Alloy	Clearance Guide			Part No.
												Meas.	Min	Max	
SMALL BLOCK CHEVY INVERTED DOME															
1.0, 1.0, 2.0mm File Fit Performance Ring Set Included								58cc	64cc	70cc					
383	4.030	3.750	5.700	1.425	0.927	-16.0cc	459	10.5	9.9	9.3	4032	0.500	0.0025	0.0033	930210230
385	4.040						463	10.6	9.9	9.3					930210240
388	4.060						470	10.6	10.0	9.4					930210260
407	4.155					-20.0cc	515	10.6	10.0	9.4	4032	0.500	0.0025	0.0033	930210355
409	4.165						519	10.6	10.0	9.5					930210365
383	4.030					-26.0cc	488	9.5	9.0	8.5	2618	0.500	0.0046	0.0054	930210430
385	4.040						492	9.5	9.0	8.5					930210440
383	4.030					-31.0cc	492	9.1	8.6	8.2	2618	0.500	0.0046	0.0054	930210530
355	4.030	3.480/3.500	6.125	1.125	0.927	-16.0cc	415	9.8	9.2	8.7	4032	0.250	0.0025	0.0033	930210830
357	4.040						419	9.9	9.3	8.7					930210840
360	4.060						425	10.0	9.3	8.8					930210860
372	4.125						447	10.2	9.6	9.0	4032	0.250	0.0025	0.0033	930210925
377	4.155						458	10.3	9.7	9.1					930210955
379	4.165						461	10.4	9.7	9.2					930210965
383	4.030	3.750	6.000	1.125	0.927	-26.0cc	423	9.5	9.0	8.5	4032	0.250	0.0025	0.0033	930211030
385	4.040						426	9.5	9.0	8.5					930211040
407	4.155						467	10.0	9.4	8.9	4032	0.250	0.0025	0.0033	930211155
383	4.030					-16.0cc	415	10.5	9.9	9.3	4032	0.250	0.0025	0.0033	930210830
385	4.040						419	10.6	9.9	9.3					930210840
388	4.060						425	10.6	10.0	9.4					930210860
400	4.125						447	10.9	10.3	9.7	4032	0.250	0.0025	0.0033	930210925
407	4.155						458	11.1	10.4	9.8					930210955
409	4.165						461	11.1	10.4	9.8					930210965
414	4.125	3.875	6.000	1.062R	0.927	-22.0cc	436	10.6	10.0	9.4	4032	0.250	0.0025	0.0033	930211325
420	4.155						447	10.7	10.1	9.5					930211355
422	4.165						451	10.7	10.1	9.6					930211365
428	4.125	4.000	6.000	1.000R	0.927	-20cc	422	11.1	10.4	9.9	4032	0.250	0.0025	0.0033	930211425
434	4.155						431	11.2	10.6	10.0					930211455
436	4.165						436	11.3	10.6	10.0					930211465

Compression Heights with "R" INCLUDE Oil Support Rails

LS 5.3L FLAT TOP - compatible with LS1/2/6 style cathedral port heads

NOTE: Stock applications with 0.943" Pin Ø require rods to be honed to 0.945"

1.0, 1.0, 2.0mm File Fit Performance Ring Set Included

1.0, 1.0, 2.0mm File Fit Performance Ring Set Included								62cc	65cc	71cc					
325	3.780	3.622	6.098	1.330	0.945	-4.2cc	421	10.1	9.7	9.1	2618	0.500	0.0036	0.0044	930218580 *
327	3.790						425	10.1	9.7	9.1					930218590 *
329	3.800						428	10.1	9.8	9.1					930218500 *
325	3.780					-4.2cc	407	10.1	9.7	9.1	4032	0.500	0.0025	0.0033	930217880
329	3.800						414	10.1	9.8	9.1					930217800
325	3.780	3.622	6.125	1.304	0.927	-4.2cc	419	10.1	9.7	9.1	2618	0.500	0.0036	0.0044	930218880
327	3.790						423	10.1	9.7	9.1					930218890
329	3.800						427	1.0	9.8	9.1					930218800
325	3.780	3.622	6.125	1.299	0.927	-2.1cc	424	10.3	9.9	9.3	2618	0.500	0.0036	0.0044	930218480 **
327	3.790						428	10.4	10.0	9.3					930218490 **
329	3.800						431	10.4	10.0	9.4					930218400 **

*Available In Multiple Alloys

**2618 Alloy, Lateral Gas Ports, HD 0.188"W Wrist Pin & Hard Anodized Top Ring Groove For Extreme Duty Applications

LS 5.3L DOME - compatible with LS1/2/6 style cathedral port heads

NOTE: Stock applications with 0.943" Pin Ø require rods to be honed to 0.945"

1.0, 1.0, 2.0mm File Fit Performance Ring Set Included

1.0, 1.0, 2.0mm File Fit Performance Ring Set Included								62cc	65cc	71cc					
325	3.780	3.622	6.098	1.330	0.945	8.5cc	441	11.9	11.4	10.5	2618	0.500	0.0036	0.0044	930219980
327	3.790						445	12.0	11.5	10.6					930219990
329	3.800						449	12.0	11.5	10.6					930219900
325	3.780	3.622	6.125	1.304	0.927	8.5cc	440	11.9	11.4	10.5	2618	0.500	0.0036	0.0044	930220080
327	3.790						443	12.0	11.5	10.6					930220090
329	3.800						447	12.0	11.5	10.6					930220000
325	3.780	3.622	6.125	1.299	0.927	14.0cc	450	13.0	12.4	11.3	2618	0.500	0.0036	0.0044	930220180 *
327	3.790						453	13.1	12.5	11.4					930220190 *
329	3.800						457	13.1	12.5	11.4					930220100 *
359	3.780	4.000	6.125	1.110R	0.927	2.0cc	395	11.9	11.5	10.6	2618	0.500	0.0036	0.0044	930220280
361	3.790						398	12.0	11.5	10.7					930220290
363	3.800						402	12.0	11.6	10.7					930220200
361	3.790			1.110	0.927	0cc	388	11.7	11.2	10.4	4032	0.500	0.0025	0.0033	930218290
363	3.800						391	11.7	11.3	10.5					930218200

Compression Heights with "R" INCLUDE Oil Support Rails

*2618 Alloy, Lateral Gas Ports, HD 0.188"W Wrist Pin & Hard Anodized Top Ring Groove For Extreme Duty Applications

Meas. = The location to measure piston-to-wall clearance, referenced from the bottom of the piston skirt.

"Min" and "Max" is the suggested range of clearance over the coating for each application.

Compression Ratio - calculated at zero deck and 0.040" gasket unless otherwise noted

Cubic Inches	Bore Inches	Stroke	Rod	Comp Height	Pin Diam.	Crown Vol	Wght G	Compression			Alloy	Clearance Guide			Part No.			
								Ratio				Meas.	Min	Max				
LS 5.3L DISH - compatible with LS1/2/6 style cathedral port heads																		
1.0, 1.0, 2.0mm File Fit Performance Ring Set Included								62cc	65cc	71cc								
361	3.790	4.000	6.125	1.110	0.927	-16cc	361	9.7	9.4	8.8	4032	0.500	0.0025	0.0033	930219690			
363	3.800						365	9.7	9.4	8.9					930219600			
LS 5.3L (Gen 4) FLAT TOP DROP-IN FORGED REPLACMENT ASSEMBLY - compatible with LS1/2/6 style cathedral port heads																		
NO BALANCING, NO COMP RATIO CHANGE																		
1.0, 1.0, 2.0mm File Fit Performance Ring Set Included								62cc	65cc	71cc								
CR calculated at 0.001" below deck and 0.040 x 3.920" head gasket													62cc	65cc	71cc			
325	3.780	3.622	6.098	1.330	0.943	2.1cc	432	10.3	9.9	9.3	2618	0.500	0.0036	0.0044	930218980			
327	3.790						436	10.3	10.0	9.3					930218990			
329	3.800						440	10.4	10.0	9.3					930218900			
LT 5.3L DI DROP-IN FORGED REPLACMENT ASSEMBLY NO BALANCING, NO COMP RATIO CHANGE																		
1.0, 1.0, 2.0mm File Fit Performance Ring Set Included																		
CR calculated at 0.007" below deck and 0.051" head gasket thickness													57cc					
325	3.780	3.622	6.098	1.324	0.943	3.9cc	474	11.5			4032	0.500	0.0025	0.0033	930229880 *			
327	3.790						478	11.6							930229890 *			
329	3.800						482	11.6							930229800 *			
*Hard Anodized Top Ring Groove For Extreme Duty Applications																		
LS 5.7L FLAT TOP & DISH - compatible with LS1/2/6 style cathedral port heads																		
1.0, 1.0, 2.0mm File Fit Performance Ring Set Included								62cc	65cc	71cc								
346	3.898	3.622	6.098	1.340	0.945	-4.1cc	407	10.6	10.2	9.5	4032	0.500	0.0025	0.0033	930217698			
347	3.905						410	10.6	10.2	9.6					930217605			
348	3.908						411	10.6	10.2	9.6					930217608			
346	3.898	3.622	6.125	1.314	0.927	-4.1cc	406	10.6	10.2	9.5	4032	0.500	0.0025	0.0033	930217998			
347	3.905						408	10.6	10.2	9.6					930217905			
348	3.908						409	10.6	10.2	9.6					930217908			
347	3.905					-16.0cc	413	9.3	9.0	8.5	2618	0.500	0.0036	0.0044	930219005			
348	3.908						414	9.3	9.0	8.5					930219008			
383	3.905	4.000	6.125	1.110R	0.927	-6.0cc	400	11.3	11.0	10.3	2618	0.500	0.0036	0.0044	930219705			
384	3.908						401	11.4	11.0	10.3					930219708			
383	3.905					-14.0cc	383	10.4	10.0	9.5	2618	0.500	0.0036	0.0044	930219805			
384	3.908						384	10.4	10.1	9.5					930219808			
383	3.905	4.000	6.125	1.105	0.927	-6.0cc	386	11.3	11.0	10.3	4032	0.500	0.0025	0.0033	930219205			
384	3.908						387	11.4	11.0	10.3					930219208			
383	3.905			1.105R	0.927	-26.0cc	383	9.2	8.9	8.5	2618	0.500	0.0036	0.0044	930219405			
Compression Heights with "R" INCLUDE Oil Support Rails																		
LS 6.0L FLAT TOP																		
LSX COMBO pockets - compatible with LS1/2/6 style cathedral port heads & LS3 / L92 style rectangular port heads																		
1.0, 1.0, 2.0mm File Fit Performance Ring Set Included								62cc	65cc	71cc								
364	4.000	3.622	6.098	1.330	0.945	-5.8cc	427	10.8	10.4	9.8	4032	0.500	0.0025	0.0033	930227700			
365	4.005						429	10.8	10.5	9.8					930227705			
366	4.010						431	10.9	10.5	9.8					930227710			
370	4.030						439	10.9	10.6	9.9					930227730			
364	4.000					-5.8cc	440	10.8	10.4	9.8	2618	0.500	0.0046	0.0054	930227000 *			
365	4.005						442	10.8	10.5	9.8					930227005 *			
366	4.010						444	10.9	10.5	9.8					930227010 *			
370	4.030						452	10.9	10.6	9.9					930227030 *			
364	4.000	3.622	6.125	1.304	0.927	-5.8cc	426	10.8	10.4	9.8	4032	0.500	0.0025	0.0033	930227800			
365	4.005						428	10.8	10.5	9.8					930227805			
366	4.010						430	10.9	10.5	9.8					930227810			
370	4.030						438	10.9	10.6	9.9					930227830			
364	4.000					-5.8cc	439	10.8	10.4	9.8	2618	0.500	0.0046	0.0054	930226800 *			
365	4.005						441	10.8	10.5	9.8					930226805 *			
366	4.010						443	10.9	10.5	9.8					930226810 *			
370	4.030						451	10.9	10.6	9.9					930226830 *			
402	4.000	4.000	6.125	1.110	0.927	-5.8cc	402	11.8	11.4	10.7	4032	0.500	0.0025	0.0033	930227900			
403	4.005						404	11.9	11.4	10.7					930227905			
404	4.010						406	11.9	11.5	10.7					930227910			
408	4.030						413	12.0	11.6	10.8					930227930			
402	4.000			1.110R		-5.8cc	412	11.8	11.4	10.7	2618	0.500	0.0046	0.0054	930227500 *			
403	4.005						414	11.9	11.4	10.7					930227505 *			
404	4.010						416	11.9	11.5	10.7					930227510 *			
408	4.030						423	12.0	11.6	10.8					930227530 *			
415	4.000	4.125	6.125	1.050R	0.927	-5.8cc	403	12.2	11.7	11.0	2618	0.500	0.0046	0.0054	930227200			
416	4.005						405	12.2	11.8	11.0					930227205			
417	4.010						407	12.2	11.8	11.0					930227210			
421	4.030						414	12.3	11.9	11.1					930227230			
Compression Heights with "R" INCLUDE Oil Support Rails																		
*Available In Multiple Alloys																		

Cubic Inches	Bore Inches	Stroke	Rod	Comp Height	Pin Diam.	Crown Vol	Wght G	Compression			Alloy	Clearance Guide			Part No.
								Ratio	Meas.	Min		Max			
LS 6.0L DISH															
LSX COMBO pockets - compatible with LS1/2/6 style cathedral port heads & LS3 / L92 style rectangular port heads															
1.0, 1.0, 2.0mm File Fit Performance Ring Set Included									62cc	65cc	71cc				
364	4.000	3.622	6.125	1.304	0.927	-12.0cc	430	10.1	9.8	9.2	2618	0.500	0.0046	0.0054	930225400
365	4.005						432	10.1	9.8	9.2					
366	4.010						434	10.1	9.8	9.2					
370	4.030						442	10.2	9.9	9.3					
403	4.005	4.000	6.125	1.110	0.927	-12.0cc	411	11.0	10.7	10.0	4032	0.500	0.0025	0.0033	930219305
404	4.010						413	11.1	10.7	10.1					
408	4.030						421	11.2	10.8	10.2					
402	4.000						399	10.8	10.4	9.8					
403	4.005			1.110R	0.927	-14.0cc	400	10.8	10.5	9.9	2618	0.500	0.0046	0.0054	930229400
404	4.010						402	10.8	10.5	9.9					
408	4.030						410	10.9	10.6	10.0					
402	4.000						400	9.6	9.4	8.9					
403	4.005					-25.0cc	402	9.7	9.4	8.9	2618	0.500	0.0046	0.0054	930225500
404	4.010						404	9.7	9.4	8.9					
408	4.030						412	9.8	9.5	9.0					
415	4.000						388	10.4	10.1	9.6					
416	4.005	4.125	6.125	1.050R	0.927	-20.0cc	390	10.4	10.1	9.6	2618	0.500	0.0046	0.0054	930230000
417	4.010						392	10.5	10.2	9.6					
421	4.030						400	10.5	10.2	9.7					

Compression Heights with "R" INCLUDE Oil Support Rails

LS3 FLAT TOP TransAm TA2 Homologation Gasported

Incremental bore sizes available by special order

1.0, 1.0, 2.0mm File Fit Performance Ring Set Included

CR calculated at 0.009" above deck and 0.051" head gasket thickness

									70cc				
376	4.065	3.622	6.098	1.330	0.945	-0.4cc	513	10.7	2618	0.500	0.0041	0.0049	197739265
377	4.070						515	10.7					
378	4.075						517	10.7					

LS 6.2L FLAT TOP

LSX COMBO pockets - compatible with LS1/2/6, LS7, and LS3 / L92 style heads

1.0, 1.0, 2.0mm File Fit Performance Ring Set Included

									64cc	70cc	72cc				
376	4.065	3.622	6.098	1.330	0.945	-5.8cc	453	10.8	10.1	9.9	4032	0.500	0.0025	0.0033	930227765
377	4.070						455	10.9	10.2	9.9					
378	4.075						457	10.9	10.2	10.0					
379	4.080						459	10.9	10.2	10.0					
376	4.065					-5.8cc	467	10.8	10.1	9.9	2618	0.500	0.0046	0.0054	930227065 *
377	4.070						469	10.9	10.2	9.9					
378	4.075						471	10.9	10.2	10.0					
379	4.080						473	10.9	10.2	10.0					
376	4.065	3.622	6.125	1.304	0.927	-5.8cc	452	10.8	10.1	9.9	4032	0.500	0.0025	0.0033	930227865
377	4.070						454	10.9	10.2	9.9					
378	4.075						456	10.9	10.2	10.0					
379	4.080						458	10.9	10.2	10.0					
376	4.065					-5.8cc	466	10.8	10.1	9.9	2618	0.500	0.0046	0.0054	930226865 *
377	4.070						468	10.9	10.2	9.9					
378	4.075						470	10.9	10.2	10.0					
379	4.080						472	10.9	10.2	10.0					
415	4.065	4.000	6.125	1.110	0.927	-5.8cc	426	11.9	11.1	10.9	4032	0.500	0.0025	0.0033	930227965
416	4.070						428	11.9	11.1	10.9					
417	4.075						430	11.9	11.1	10.9					
418	4.080						432	11.9	11.2	10.9					
415	4.065			1.110R		-5.8cc	437	11.9	11.1	10.9	2618	0.500	0.0046	0.0054	930227565 *
416	4.070						439	11.9	11.1	10.9					
417	4.075						441	11.9	11.1	10.9					
418	4.080						443	11.9	11.2	10.9					
428	4.065	4.125	6.125	1.050R	0.927	-5.8cc	427	12.2	11.4	11.2	2618	0.500	0.0046	0.0054	930227265
429	4.070						429	12.2	11.4	11.2					
430	4.075						431	12.3	11.5	11.2					
431	4.080						433	12.3	11.5	11.2					

Compression Heights with "R" INCLUDE Oil Support Rails

*Available In Multiple Alloys

Meas. = The location to measure piston-to-wall clearance, referenced from the bottom of the piston skirt.

"Min" and "Max" is the suggested range of clearance over the coating for each application.

Compression Ratio - calculated at zero deck and 0.040" gasket unless otherwise noted

Cubic Inches	Bore Inches	Stroke	Rod	Comp Height	Pin Diam.	Crown Vol	Wght G	Compression Ratio	Alloy	Clearance Guide			Part No.		
										Meas.	Min	Max			
LS 6.2L DISH															
LSX COMBO pockets - compatible with LS1/2/6, LS7, and LS3 / L92 style heads															
1.0, 1.0, 2.0mm File Fit Performance Ring Set Included															
								64cc	70cc	72cc					
376	4.065	3.622	6.125	1.304	0.927	-12.0cc	456	10.1	9.5	9.3	2618	0.500	0.0046	0.0054	930225465
377	4.070						458	10.1	9.5	9.3					930225470
378	4.075						461	10.2	9.5	9.4					930225475
379	4.080						463	10.2	9.6	9.4					930225480
415	4.065	4.000	6.125	1.110R	0.927	-14.0cc	423	10.8	10.2	10.0	2618	0.500	0.0046	0.0054	930229465
416	4.070						425	10.9	10.2	10.0					930229470
417	4.075						427	10.9	10.2	10.0					930229475
418	4.080						429	10.9	10.3	10.1					930229480
415	4.065					-25cc	425	9.7	9.2	9.1	2618	0.500	0.0046	0.0054	930225565
416	4.070						427	9.7	9.2	9.1					930225570
417	4.075						429	9.8	9.3	9.1					930225575
418	4.080						431	9.8	9.3	9.1					930225580
428	4.065	4.125	6.125	1.050R	0.927	-8.0cc	432	11.9	11.1	10.9	4032	0.500	0.0025	0.0033	930225265
429	4.070						434	11.9	11.2	10.9					930225270
430	4.075						436	11.9	11.2	11.0					930225275
428	4.065			1.050R	0.927	-20.0cc	413	10.5	9.9	9.7	2618	0.500	0.0046	0.0054	930230065
429	4.070						415	10.5	9.9	9.7					930230070
430	4.075						417	10.5	9.9	9.8					930230075
431	4.080						418	10.5	10.0	9.8					930230080

Compression Heights with "R" INCLUDE Oil Support Rails

LS 6.2L DISH (LSA / LS9) - compatible with all LS Heads
Designed for High Boost Applications w/ reduced CH and no valve pockets
1.0, 1.0, 2.0mm File Fit Performance Ring Set Included

CR calculated at 0.005" below deck and 0.051 x 4.100" head gasket															
								64cc	69cc	72cc					
376	4.065	3.622	6.125	1.299	0.927	-4.5cc	478	10.6	10.0	9.7	2618	0.500	0.0046	0.0054	197813865 *
377	4.070						480	10.6	10.0	9.7					197813870 *
378	4.075						483	10.6	10.0	9.7					197813875 *
379	4.080						485	10.6	10.1	9.8					197813880 *

*2618 Alloy, HD 0.188"W H13 Wrist Pin & Hard Anodized Top Ring Groove For Extreme Duty Applications

LS 6.0L & 6.2L DOME - compatible with LS3 / L92 rectangular port heads
1.0mm, 1.0mm, 2.0mm File Fit Performance Ring Set Included

70cc															
365	4.005	3.622	6.125	1.314	0.927	2.0cc	470	10.8			4032	0.500	0.0025	0.0033	197719205
366	4.010						472	10.8							197719210
370	4.030						480	10.9							197719230
376	4.065						494	11.1							197719265
377	4.070						496	11.1							197719270
378	4.075						497	11.1							197719275
365	4.005	3.622	6.125	1.304	0.927	12.0cc	468	12.3			2618	0.500	0.0046	0.0054	197714805 *
366	4.010						470	12.3							197714810 *
370	4.030						477	12.4							197714830 *
376	4.065						490	12.6							197714865 *
377	4.070						492	12.6							197714870 *
378	4.075						494	12.6							197714875 *

*2618 Alloy & Hard Anodized Top Ring Groove For Extreme Duty Applications

LS COMBO DOME - compatible with LS1/2/6 style cathedral port heads & LS3 / L92 style rectangular port heads
(Does not fit LS7 or 5.3L 706 & 862 Truck Heads)

1.0, 1.0, 2.0mm File Fit Performance Ring Set Included															
								64cc	68cc	70cc					
402	4.000	4.000	6.125	1.110R	0.927	9.2cc	454	14.1	13.3	12.9	2618	0.500	0.0046	0.0054	930229600
403	4.005						456	14.1	13.3	13.0					930229605
404	4.010						457	14.1	13.3	13.0					930229610
408	4.030						465	14.2	13.4	13.1					930229630
415	4.065						479	14.4	13.6	13.3					930229665
416	4.070						480	14.5	13.7	13.3					930229670
417	4.075						482	14.5	13.7	13.3					930229675
418	4.080						484	14.5	13.7	13.4					930229680

Compression Heights with "R" INCLUDE Oil Support Rails

Meas. = The location to measure piston-to-wall clearance, referenced from the bottom of the piston skirt.

"Min" and "Max" is the suggested range of clearance over the coating for each application.

Compression Ratio - calculated at zero deck and 0.040" gasket unless otherwise noted

Cubic Inches	Bore	Stroke	Rod	Comp Height	Pin Diam.	Crown Vol	Wght G	Compression Ratio			Alloy	Clearance Guide			Part No.
												Meas.	Min	Max	
LS 7.0L FLAT TOP & DISH - compatible with LS7 style heads															
<i>(Check out our NEW LSX Large Bore section for more LS7 applications)</i>															
NOTE: Stock applications with 0.925" pin Ø require rods to be honed to 0.927"															
1.0, 1.0, 2.0mm File Fit Performance Ring Set Included															
								64cc	70cc	72cc					
428	4.125	4.000	6.067	1.181	0.927	-2.5cc	447	12.6	11.8	11.5	4032	0.500	0.0025	0.0033	930221525
429	4.130						450	12.7	11.8	11.5					930221530
430	4.135						452	12.7	11.8	11.6					930221535
428	4.125	4.000	6.125	1.105	0.927	-2.5cc	438	12.6	11.8	11.5	4032	0.500	0.0025	0.0033	930221625
429	4.130						440	12.7	11.8	11.5					930221630
430	4.135						441	12.7	11.8	11.6					930221635
428	4.125	4.000	6.125	1.105R	0.927	-25.0cc	454	10.0	9.4	9.3	2618	0.500	0.0046	0.0054	930221825 *

Compression Heights with "R" INCLUDE Oil Support Rails
*2618 Alloy & Hard Anodized Top Ring Groove For Extreme Duty Applications

LSX Large Bore FLAT TOP, DISH & DOME
LSX COMBO pockets - compatible with LS1/2/6, LS7, and LS3 / L92 style heads

1.0, 1.0, 2.0mm File Fit Performance Ring Set Included															
								64cc	70cc	72cc					
387	4.125	3.622	6.125	1.304	0.927	-5.8cc	479	11.1	10.4	10.2	2618	0.500	0.0046	0.0054	930226925
388	4.130						481	11.1	10.4	10.2					930226930
389	4.135						483	11.1	10.4	10.2					930226935
393	4.155						491	11.2	10.5	10.3					930226955
399	4.185						504	11.4	10.6	10.4					930226985
428	4.125	4.000	6.125	1.110R	0.927	5.6cc	482	14.0	13.0	12.7	2618	0.500	0.0046	0.0054	930229725
429	4.130						484	14.1	13.0	12.7					930229730
430	4.135						486	14.1	13.0	12.7					930229735
434	4.155						494	14.2	13.1	12.8					930229755
440	4.185						506	14.4	13.3	13.0					930229785
428	4.125					-5.8cc	450	12.2	11.4	11.1	2618	0.500	0.0046	0.0054	930226725
429	4.130						452	12.2	11.4	11.1					930226730
430	4.135						454	12.2	11.4	11.2					930226735
434	4.155						462	12.3	11.5	11.3					930226755
440	4.185						474	12.4	11.6	11.4					930226785
428	4.125					-18.0cc	429	10.7	10.1	9.9	2618	0.500	0.0046	0.0054	930229525
429	4.130						431	10.7	10.1	9.9					930229530
430	4.135						433	10.7	10.1	9.9					930229535
434	4.155						441	10.8	10.2	10.0					930229555
440	4.185						453	10.9	10.3	10.1					930229585
441	4.125	4.125	6.125	1.050R	0.927	-5.8cc	439	12.5	11.7	11.4	2618	0.500	0.0046	0.0054	930227325 *
442	4.130						441	12.5	11.7	11.5					930227330 *
443	4.135						443	12.5	11.7	11.5					930227335
447	4.155						450	12.6	11.8	11.6					930227355
454	4.185						462	12.8	12.0	11.7					930227385
441	4.125					-5.8cc	426	12.5	11.7	11.4	4032	0.500	0.0025	0.0033	930226525
442	4.130						427	12.5	11.7	11.5					930226530

Compression Heights with "R" INCLUDE Oil Support Rails
*Available In Multiple Alloys

LT 6.2L FLAT TOP - compatible with GM LT1 / L86 / LT4 heads

1.0, 1.0, 2.0mm File Fit Performance Ring Set Included															
								60cc	65.5cc						
376	4.065	3.622	6.125	1.304	0.927	-4.5cc	481	11.6	10.8		2618	0.500	0.0046	0.0054	930228765 *
377	4.070						483	11.6	10.8						930228770 *
379	4.080						485	11.6	10.9						930228780 *
415	4.065	4.000	6.125	1.105	0.927	-4.3cc	439	12.7	11.9		2618	0.500	0.0046	0.0054	930165365 *
416	4.070						441	12.7	11.9						930165370 *
428	4.125					-6.1cc	455	12.7	11.9		2618	0.500	0.0046	0.0054	930173225 *
429	4.130						457	12.7	11.9						930173230 *

*Hard Anodized Top Ring Groove For Extreme Duty Applications, designed for aftermarket rods

LT 6.2L INVERTED DOME - compatible with GM LT1 / L86 / LT4 heads

1.0, 1.0, 2.0mm File Fit Performance Ring Set Included															
								60cc	65.5cc						
376	4.065	3.622	6.125	1.304	0.927	-16.0cc	440	10.1	9.6		2618	0.500	0.0046	0.0054	930228365 *
377	4.070						442	10.1	9.6						930228370 *
416	4.070	4.000	6.125	1.105	0.927	-21.6cc	409	10.5	9.9		2618	0.500	0.0046	0.0054	930228070 *
418	4.080						412	10.5	10.0						930228080 *

*Hard Anodized Top Ring Groove For Extreme Duty Applications, designed for aftermarket rods

Meas. = The location to measure piston-to-wall clearance, referenced from the bottom of the piston skirt.
"Min" and **"Max"** is the suggested range of clearance over the coating for each application.
Compression Ratio - calculated at zero deck and 0.040" gasket unless otherwise noted

Cubic Inches	Bore	Stroke	Rod	Comp Height	Pin Diam.	Crown Vol	Wght G	Compression Ratio	Alloy	Clearance Guide			Part No.		
										Meas.	Min	Max			
NHRA LEGAL COPO CAMARO															
Does not include rings or pins. Made to order.															
Available in bore sizes up to the legal NHRA limit of +0.080" oversize; call for sizes/other tech															
2018 COPO 302 - 1.0mm, 1.0mm, 2.0mm ring grooves															
311	4.065	3.000	6.560	1.170	0.927	10.7cc	450	Dependent Upon Bore Size	2618	0.500	0.0046	0.0054	197842100		
2014-2015 COPO 350 Supercharged 530HP - .043", .043", 3.0mm Ring Grooves															
350	4.065	3.370	6.350	1.200	0.927	12.7cc	484	Dependent Upon Bore Size	2618	0.430	0.0056	0.0064	197715800		
2016 COPO Supercharged 580HP - .043", .043", 3.0mm Ring Grooves															
360	4.125	3.370	6.350	1.200	0.927	12.7cc	474	Dependent Upon Bore Size	2618	0.430	0.0056	0.0064	197767300		
2013-2015 COPO 396 390HP - 1.5mm, 1.5mm, 3.0mm Ring Grooves															
397	4.065	3.825	6.125	1.105R	0.927	-4.0cc	419	Dependent Upon Bore Size	4032	0.500	0.0025	0.0033	197758000		
2012-2015 COPO 427 425-430HP - .043", .043", 3.0mm Ring Grooves															
428	4.125	4.000	6.100	1.140	0.927	12.0cc	468	Dependent Upon Bore Size	2618	0.500	0.0056	0.0064	930148500		
BIG BLOCK CHEVY FLAT TOP (STD DECK 9.800)															
1.5, 1.5, 3.0mm File Fit Performance Ring Set Included															
										112cc	118cc	124cc			
460	4.280	4.000	6.135	1.645	0.990	-3.4cc	528	8.6	8.2	7.9	4032	0.500	0.0041	0.0049	929870180
467	4.310						542	8.7	8.3	8.0					929870110
509	4.500					-3.4cc	578	9.3	8.9	8.6	4032	0.500	0.0041	0.0049	928956200
516	4.530						593	9.4	9.0	8.6					928956230
509	4.500	4.000	6.385	1.395	0.990	-3.4cc	542	9.3	8.9	8.6	4032	0.600	0.0041	0.0049	928906700
532	4.600						565	9.6	9.2	8.9					928906701
489	4.280	4.250	6.385	1.270R	0.990	-3.4cc	469	9.0	8.7	8.3	4032	0.250	0.0041	0.0049	929869580
496	4.310						481	9.1	8.8	8.4					929869510
498	4.320						485	9.2	8.8	8.5					929869520
505	4.350						498	9.3	8.9	8.5					929869550
541	4.500					-3.4cc	518	9.8	9.4	9.0	4032	0.445	0.0041	0.0049	928957000
555	4.560						544	10.0	9.6	9.2					928957060
565	4.600						562	10.2	9.8	9.4					928957001
598	4.600	4.500	6.385	1.160R	0.990	-3.4cc	519	10.7	10.3	9.9	4032	0.375	0.0041	0.0049	929908801
Compression Heights with "R" INCLUDE Oil Support Rails															
BIG BLOCK CHEVY DOME (STD DECK 9.800)															
1.5, 1.5, 3.0mm File Fit Performance Ring Set Included															
										112cc	118cc	124cc			
460	4.280	4.000	6.135	1.645	0.990	28.0cc	625	11.1	10.5	9.9	2618	0.855	0.0061	0.0069	928973780
467	4.310						638	11.2	10.6	10.1					928973710
460	4.280	4.000	6.385	1.395	0.990	28.0cc	587	11.1	10.5	9.9	2618	0.600	0.0061	0.0069	928914180
467	4.310						599	11.2	10.6	10.1					928914110
460	4.280					48.0cc	621	13.8	12.9	12.0	2618	0.600	0.0061	0.0069	928909180
467	4.310						634	14.0	13.0	12.2					928909110
541	4.500	4.250	6.385	1.270R	0.990	13.0cc	548	11.1	10.6	10.1	4032	0.445	0.0041	0.0049	928965300
548	4.530						561	11.2	10.7	10.2					928965330
555	4.560						574	11.4	10.8	10.3					928965360
565	4.600						570	11.5	11.0	10.5					928965301
489	4.280					18.0cc	527	10.7	10.2	9.7	4032	0.250	0.0041	0.0049	929907180
496	4.310						539	10.8	10.3	9.8					929907110
498	4.320						543	10.9	10.3	9.8					929907120
505	4.350						556	11.0	10.4	9.9					929907150
541	4.500					38.0cc	590	14.1	13.2	12.5	2618	0.445	0.0061	0.0069	928980200
555	4.560						616	14.4	13.5	12.8					928980260
565	4.600						623	14.6	13.7	12.9					928980201
489	4.280					43.0cc	583	13.8	12.9	12.1	2618	0.445	0.0061	0.0069	929906780
496	4.310						596	13.9	13.0	12.2					929906710
498	4.320						600	14.0	13.1	12.3					929906720
505	4.350						613	14.1	13.2	12.4					929906750
496	4.310					48.0cc	606	14.8	13.8	12.9	2618	0.445	0.0061	0.0069	929934210
504	4.280	4.375	6.385	1.215R	0.990	18.0cc	518	11.0	10.4	9.9	4032	0.250	0.0041	0.0049	929907280
511	4.310						530	11.1	10.5	10.1					929907210
511	4.310					41.0cc	580	14.0	13.1	12.3	2618	0.400	0.0061	0.0069	929906910
565	4.600	4.250	6.535	1.120R	0.990	10.0cc	570	11.3	10.7	10.3	2618	0.250	0.0061	0.0069	197871300
Compression Heights with "R" INCLUDE Oil Support Rails															
BIG BLOCK CHEVY DISH (STD DECK 9.800)															
1.5, 1.5, 3.0mm File Fit Performance Ring Set Included															
										112cc	118cc	124cc			
565	4.600	4.250	6.535	1.120R	0.990	-18.0cc	533	9.2	8.9	8.6	2618	0.250	0.0061	0.0069	197871000
Compression Heights with "R" INCLUDE Oil Support Rails															

Cubic Inches	Bore	Stroke	Rod	Comp Height	Pin Diam.	Crown Vol	Wght G	Compression Ratio	Alloy	Clearance Guide			Part No.
										Meas.	Min	Max	
BIG BLOCK CHEVY 502 MARINE "DROP IN" REPLACEMENT													
1/16", 1/16", 3/16" File Fit Performance Ring Set Included													
509	4.500	4.000	6.135	1.645	0.990	-3.0cc	661	8.9	4032	0.415	0.0041	0.0049	930077100

BIG BLOCK CHEVY FLAT TOP (TALL DECK 10.200)

1.5, 1.5, 3.0mm File Fit Performance Ring Set Included										112cc	118cc	124cc			
573	4.500	4.500	6.535	1.395	0.990	-3.4cc	542	10.3	9.9	9.5	4032	0.600	0.0041	0.0049	928906700
598	4.600						565	10.7	10.3	9.9					928906701
489	4.280	4.250	6.800	1.270R	0.990	-3.4cc	469	9.0	8.7	8.3	4032	0.250	0.0041	0.0049	929869580
496	4.310						481	9.1	8.8	8.4					929869510
498	4.320						485	9.2	8.8	8.5					929869520
505	4.350						498	9.3	8.9	8.5					929869550
541	4.500					-3.4cc	518	9.8	9.4	9.0	4032	0.445	0.0041	0.0049	928957000
555	4.560						544	10.0	9.6	9.2					928957060
565	4.600						562	10.2	9.8	9.4					928957001
518	4.280	4.500	6.660	1.270R	0.990	-3.4cc	469	9.5	9.1	8.7	4032	0.250	0.0041	0.0049	929869580
525	4.310						481	9.6	9.2	8.8					929869510
528	4.320						485	9.7	9.3	8.9					929869520
535	4.350						498	9.8	9.4	9.0					929869550
573	4.500					-3.4cc	518	10.4	10.0	9.6	4032	0.445	0.0041	0.0049	928957000
588	4.560						544	10.6	10.2	9.8					928957060
598	4.600						562	10.8	10.4	10.0					928957001
632	4.600	4.750	6.660	1.160R	0.990	-3.4cc	519	11.2	10.8	10.4	4032	0.375	0.0041	0.0049	929908801

Compression Heights with "R" INCLUDE Oil Support Rails

BIG BLOCK CHEVY DOME (TALL DECK 10.200)

1.5, 1.5, 3.0mm File Fit Performance Ring Set Included										112cc	118cc	124cc			
541	4.500	4.250	6.800	1.270R	0.990	13.0cc	548	11.1	10.6	10.1	4032	0.445	0.0041	0.0049	928965300
548	4.530						561	11.2	10.7	10.2					928965330
555	4.560						574	11.4	10.8	10.3					928965360
565	4.600						570	11.5	11.0	10.5					928965301
489	4.280					18.0cc	527	10.7	10.2	9.7	4032	0.250	0.0041	0.0049	929907180
496	4.310						539	10.8	10.3	9.8					929907110
498	4.320						543	10.9	10.3	9.8					929907120
505	4.350						556	11.0	10.4	9.9					929907150
541	4.500					38.0cc	590	14.1	13.2	12.5	2618	0.445	0.0061	0.0069	928980200
555	4.560						616	14.4	13.5	12.8					928980260
565	4.600						623	14.6	13.7	12.9					928980201
489	4.280					43.0cc	583	13.8	12.9	12.1	2618	0.445	0.0061	0.0069	929906780
496	4.310						596	13.9	13.0	12.2					929906710
498	4.320						600	14.0	13.1	12.3					929906720
505	4.350						613	14.1	13.2	12.4					929906750
496	4.310					48.0cc	606	14.8	13.8	12.9	2618	0.445	0.0061	0.0069	929934210
573	4.500					13.0cc	548	11.7	11.2	10.7	4032	0.445	0.0041	0.0049	928965300
580	4.530						561	11.8	11.3	10.8					928965330
588	4.560						574	12.0	11.4	10.9					928965360
598	4.600						570	12.2	11.6	11.1					928965301
518	4.280					18.0cc	527	11.3	10.7	10.2	4032	0.250	0.0041	0.0049	929907180
525	4.310						539	11.4	10.8	10.3					929907110
528	4.320						543	11.4	10.9	10.3					929907120
535	4.350						556	11.6	11.0	10.5					929907150
573	4.500					38.0cc	590	14.9	14.0	13.2	2618	0.445	0.0061	0.0069	928980200
588	4.560						616	15.2	14.3	13.5					928980260
598	4.600						623	15.4	14.5	13.6					928980201
518	4.280					43.0cc	583	14.5	13.6	12.7	2618	0.445	0.0061	0.0069	929906780
525	4.310						596	14.7	13.7	12.9					929906710
528	4.320						600	14.8	13.8	12.9					929906720
535	4.350						613	14.9	13.9	13.1					929906750
525	4.310					48.0cc	606	15.6	14.5	13.6	2618	0.445	0.0061	0.0069	929934210
598	4.600	4.500	6.800	1.120R	0.990	10.0cc	570	11.9	11.3	10.8	2618	0.250	0.0061	0.0069	197871300
632	4.600	4.750	6.700	1.120R	0.990	10.0cc	570	12.5	11.9	11.4	2618	0.250	0.0061	0.0069	197871300

Compression Heights with "R" INCLUDE Oil Support Rails

BIG BLOCK CHEVY DISH (TALL DECK 10.200)

1.5, 1.5, 3.0mm File Fit Performance Ring Set Included										112cc	118cc	124cc			
598	4.600	4.500	6.800	1.120R	0.990	-18.0cc	533	9.7	9.3	9.0	2618	0.250	0.0061	0.0069	197871000
632	4.600	4.750	6.700	1.120R	0.990	-18.0cc	533	10.2	9.8	9.5	2618	0.250	0.0061	0.0069	197871000

Compression Heights with "R" INCLUDE Oil Support Rails

Meas. = The location to measure piston-to-wall clearance, referenced from the bottom of the piston skirt.

"Min" and "Max" is the suggested range of clearance over the coating for each application.

Compression Ratio - calculated at zero deck and 0.040" gasket unless otherwise noted

Cubic Inches	Bore	Stroke	Rod	Comp Height	Pin Diam.	Crown Vol	Wght G	Compression Ratio	Alloy	Clearance Guide			Part No.
										Meas.	Min	Max	

BIG BLOCK CHEVY ELITE SPORTSMAN DRAG SERIES 24°/25°

Domes compatible with popular BBC cylinder heads and high lift, long duration cams. Dual coated and gas ported with advanced skirt profiles. Focused attention on drag race-specific key stress areas. In stock availability on assemblies and singles.

.043", .043", 3.0mm Rings sold separately. Available in STD or Low Tension* - See Page 32 for Ring Sets

Includes 0.180"W pin; optional 0.200"W pins available (PN 9887255)

Standard Deck (9.800)

							112cc	118cc	124cc						
565	4.600	4.250	6.385	1.270	0.990	47.1cc	668	16.3	15.2	14.2	2618	0.500	0.0061	0.0069	930239300
566	4.605						670	16.3	15.2	14.2					930239305
568	4.610						673	16.3	15.2	14.2					930239310
571	4.625						680	16.4	15.3	14.3					930239325
582	4.600	4.375	6.385	1.215R	0.990	47.1cc	654	16.7	15.6	14.6	2618	0.500	0.0061	0.0069	930239400
583	4.605						656	16.7	15.6	14.6					930239405
584	4.610						658	16.7	15.6	14.6					930239410
588	4.625						665	16.8	15.7	14.7					930239425
598	4.600	4.500	6.385	1.155R	0.990	45.0cc	635	16.7	15.6	14.6	2618	0.500	0.0061	0.0069	930239200
600	4.605						637	16.8	15.6	14.7					930239205
601	4.610						639	16.8	15.7	14.7					930239210
605	4.625						646	16.9	15.7	14.8					930239225
565	4.600	4.250	6.535	1.120R	0.990	42.0cc	619	15.3	14.3	13.5	2618	0.500	0.0061	0.0069	930239100
566	4.605						621	15.3	14.3	13.5					930239105
568	4.610						623	15.4	14.4	13.5					930239110
571	4.625						629	15.4	14.4	13.6					930239125
565	4.600					47.1cc	633	16.3	15.2	14.2	2618	0.500	0.0061	0.0069	930239500
566	4.605						635	16.3	15.2	14.2					930239505
568	4.610						637	16.3	15.2	14.2					930239510
571	4.625						644	16.4	15.3	14.3					930239525
582	4.600	4.375	6.535	1.060R	0.990	40.0cc	600	15.4	14.4	13.6	2618	0.500	0.0061	0.0069	930239000
583	4.605						602	15.4	14.4	13.6					930239005
584	4.610						604	15.4	14.5	13.6					930239010
588	4.625						610	15.5	14.5	13.7					930239025
582	4.600					47.0cc	619	16.7	15.5	14.6	2618	0.500	0.0061	0.0069	930239600
583	4.605						621	16.7	15.6	14.6					930239605
584	4.610						623	16.8	15.6	14.6					930239610
588	4.625						629	16.8	15.7	14.7					930239625

Tall Deck (10.200)

565	4.600	4.250	6.800	1.270	0.990	47.1cc	668	16.3	15.2	14.2	2618	0.500	0.0061	0.0069	930239300
566	4.605						670	16.3	15.2	14.2					930239305
568	4.610						673	16.3	15.2	14.2					930239310
571	4.625						680	16.4	15.3	14.3					930239325
598	4.600	4.500	6.800	1.120R	0.990	42.0cc	619	16.1	15.1	14.2	2618	0.500	0.0061	0.0069	930239100
600	4.605						621	16.2	15.1	14.2					930239105
601	4.610						623	16.2	15.2	14.2					930239110
605	4.625						629	16.3	15.2	14.3					930239125
598	4.600					47.1cc	633	17.2	16.0	15.0	2618	0.500	0.0061	0.0069	930239500
600	4.605						635	17.2	16.0	15.0					930239505
601	4.610						637	17.2	16.0	15.0					930239510
605	4.625						644	17.3	16.1	15.1					930239525
632	4.600	4.750	6.700	1.120R	0.990	42.0cc	619	17.0	15.9	14.9	2618	0.500	0.0061	0.0069	930239100
633	4.605						621	17.0	15.9	15.0					930239105
634	4.610						623	17.1	15.9	15.0					930239110
638	4.625						629	17.1	16.0	15.1					930239125
632	4.600					47.1cc	633	18.1	16.8	15.7	2618	0.500	0.0061	0.0069	930239500
633	4.605						635	18.1	16.8	15.8					930239505
634	4.610						637	18.1	16.9	15.8					930239510
638	4.625						644	18.2	17.0	15.9					930239525

***Example: 4.600" Bore Size Standard Tension Part #4605SS-043 / 4.600" Bore Size Low Tension Part #4605SL-043**

Compression Heights with "R" INCLUDE Oil Support Rails

Meas. = The location to measure piston-to-wall clearance, referenced from the bottom of the piston skirt.

"Min" and "Max" is the suggested range of clearance over the coating for each application.

Compression Ratio - calculated at zero deck and 0.040" gasket unless otherwise noted

Cubic Inches	Bore	Stroke	Rod	Comp Height	Pin Diam.	Crown Vol	Wght G	Compression Ratio	Alloy	Clearance Guide			Part No.
										Meas.	Min	Max	

BIG BLOCK CHEVY ELITE SPORTSMAN DRAG SERIES 20°

For Brodix BP SR-20 & BRX, Dart Pro 1 20°, etc.

Domes compatible with popular 20° BBC cylinder heads and high lift, long duration cams. Dual coated and lateral gas ported with advanced skirt profiles. Focused attention on drag race-specific key stress areas. In stock availability on assemblies and singles.

.043", .043", 3.0mm Rings sold separately. Available in STD or Low Tension* - See Page 32 for Ring Sets

Includes 0.180"W pin; optional 0.200"W pins available (PN 9887255)

Standard Deck (9.800)

								95cc	97cc	100cc					
565	4.600	4.250	6.385	1.270	0.990	28.0cc	642	15.9	15.5	15.0	2618	0.500	0.0061	0.0069	930240000
566	4.605						645	15.9	15.5	15.0					930240005
568	4.610						647	15.9	15.5	15.0					930240010
571	4.625						654	16.0	15.6	15.1					930240025
598	4.600	4.500	6.385	1.155R	0.990	28.0cc	615	16.7	16.3	15.8	2618	0.500	0.0061	0.0069	930239900
600	4.605						618	16.8	16.4	15.8					930239905
601	4.610						620	16.8	16.4	15.8					930239910
605	4.625						626	16.9	16.5	15.9					930239925
565	4.600	4.250	6.535	1.120R	0.990	23.0cc	624	15.0	14.6	14.2	2618	0.500	0.0061	0.0069	930239800
566	4.605						626	15.0	14.7	14.2					930239805
568	4.610						628	15.0	14.7	14.2					930239810
571	4.625						634	15.1	14.8	14.3					930239825
582	4.600	4.375	6.480	1.120R	0.990	23.0cc	624	15.4	15.0	14.6	2618	0.500	0.0061	0.0069	930239800
583	4.605						626	15.4	15.1	14.6					930239805
584	4.610						628	15.4	15.1	14.6					930239810
588	4.625						634	15.5	15.2	14.7					930239825
582	4.600	4.375	6.535	1.060R	0.990	28.0cc	594	16.3	15.9	15.4	2618	0.500	0.0061	0.0069	930239700
583	4.605						597	16.3	15.9	15.4					930239705
584	4.610						599	16.4	16.0	15.4					930239710
588	4.625						605	16.4	16.1	15.5					930239725

Tall Deck (10.200)

565	4.600	4.250	6.800	1.270	0.990	28cc	642	15.9	15.5	15.0	2618	0.500	0.0061	0.0069	930240000
566	4.605						645	15.9	15.5	15.0					930240005
568	4.610						647	15.9	15.5	15.0					930240010
571	4.625						654	16.0	15.6	15.1					930240025
598	4.600	4.500	6.800	1.120R	0.990	23.0cc	624	15.8	15.4	14.9	2618	0.500	0.0061	0.0069	930239800
600	4.605						626	15.8	15.5	15.0					930239805
601	4.610						628	15.8	15.5	15.0					930239810
605	4.625						634	15.9	15.6	15.1					930239825
632	4.600	4.750	6.700	1.120R	0.990	23.0cc	624	16.6	16.2	15.7	2618	0.500	0.0061	0.0069	930239800
633	4.605						626	16.6	16.3	15.7					930239805
634	4.610						628	16.7	16.3	15.8					930239810
638	4.625						634	16.8	16.4	15.9					930239825

*Example: 4.600" Bore Size Standard Tension Part #4605SS-043 / 4.600" Bore Size Low Tension Part #4605SL-043

Compression Heights with "R" INCLUDE Oil Support Rails



Meas. = The location to measure piston-to-wall clearance, referenced from the bottom of the piston skirt.

"Min" and "Max" is the suggested range of clearance over the coating for each application.

Compression Ratio - calculated at zero deck and 0.040" gasket unless otherwise noted

Cubic Inches	Bore Inches	Stroke	Rod	Comp Height	Pin Diam.	Crown Vol	Wght G	Compression Ratio			Alloy	Clearance Guide Meas. Min Max			Part No.
								58cc	64cc	70cc					
SMALL BLOCK FORD FLAT TOP															
1.0, 1.0, 2.0mm File Fit Performance Ring Set Included									58cc	64cc	70cc				
357	4.030	3.500	5.956	1.775	0.912	-6.5cc	489	11.0	10.3	9.6	4032	0.500	0.0025	0.0033	930244030
306	4.030	3.000	5.090	1.600	0.912	-6.5cc	469	9.6	9.0	8.4	4032	0.500	0.0025	0.0033	930244130
308	4.040						474	9.6	9.0	8.4					930244140
393	4.030	3.850	5.956	1.600	0.912	-6.5cc	469	12.0	11.2	10.5	4032	0.500	0.0025	0.0033	930244130
395	4.040						474	12.1	11.2	10.5					930244140
393	4.030	3.850	6.200	1.350	0.927	-6.5cc	438	12.0	11.2	10.5	4032	0.500	0.0025	0.0033	930244230
408	4.030	4.000	6.250	1.245	0.927	-6.5cc	437	12.5	11.6	10.9	2618	0.500	0.0046	0.0054	930245130 *
410	4.040						440	12.5	11.6	10.9					930245140 *
414	4.060						448	12.6	11.7	11.0					930245160 *
408	4.030						424	12.5	11.6	10.9	4032	0.500	0.0025	0.0033	930244330
410	4.040						428	12.5	11.6	10.9					930244340
414	4.060						436	12.6	11.7	11.0					930244360
428	4.125						448	13.0	12.1	11.3	2618	0.500	0.0046	0.0054	930245225 *
434	4.155						460	13.1	12.2	11.4					930245255 *
428	4.125						435	13.0	12.1	11.3	4032	0.500	0.0025	0.0033	930244425
429	4.130						437	13.0	12.1	11.3					930244430
434	4.155						447	13.1	12.2	11.4					930244455
418	4.030	4.100	6.200	1.245	0.927	-6.5cc	437	12.8	11.9	11.1	2618	0.500	0.0046	0.0054	930245130 *
420	4.040						441	12.8	11.9	11.1					930245140 *
425	4.060						448	12.9	12.0	11.2					930245160 *
418	4.030						424	12.8	11.9	11.1	4032	0.500	0.0025	0.0033	930244330
420	4.040						428	12.8	11.9	11.1					930244340
425	4.060						436	12.9	12.0	11.2					930244360
438	4.125						448	13.3	12.3	11.5	2618	0.500	0.0046	0.0054	930245225 *
445	4.155						460	13.4	12.5	11.7					930245255 *
438	4.125						435	13.3	12.3	11.5	4032	0.500	0.0025	0.0033	930244425
439	4.130						437	13.3	12.4	11.6					930244430
445	4.155						447	13.4	12.5	11.7					930244455
332	4.030	3.250	5.400	1.165	0.927	-6.5cc	425	10.3	9.6	9.0	2618	0.500	0.0046	0.0054	930245430 *
333	4.040						429	10.4	9.7	9.0					930245440 *
332	4.030						413	10.3	9.6	9.0	4032	0.500	0.0025	0.0033	930244530
333	4.040						417	10.4	9.7	9.0					930244540
347	4.125						437	10.7	10.0	9.3	2618	0.500	0.0046	0.0054	930245525 *
347	4.125						415	10.7	10.0	9.3	4032	0.500	0.0025	0.0033	930244625
353	4.155						426	10.8	10.1	9.5					930244655
426	4.030	4.170	6.250	1.165	0.927	-6.5cc	425	13.0	12.1	11.3	2618	0.500	0.0046	0.0054	930245430 *
428	4.040						429	13.0	12.1	11.3					930245440 *
426	4.030						413	13.0	12.1	11.3	4032	0.500	0.0025	0.0033	930244530
428	4.040						417	13.0	12.1	11.3					930244540
446	4.125						437	13.5	12.5	11.7	2618	0.500	0.0046	0.0054	930245525 *
446	4.125						415	13.5	12.5	11.7	4032	0.500	0.0025	0.0033	930244625
452	4.155						426	13.6	12.7	11.9					930244655
383	4.030	3.750	6.200	1.125	0.927	-6.5cc	407	11.8	10.9	10.2	4032	0.500	0.0025	0.0033	930173130
385	4.040						411	11.8	11.0	10.3					930173140
342	4.000	3.400	5.400	1.090R	0.927	-6.5cc	401	10.6	9.9	9.3	2618	0.500	0.0046	0.0054	930245700 *
347	4.030						412	10.8	10.0	9.4					930245730 *
348	4.035						414	10.8	10.0	9.4					930245735 *
349	4.040						415	10.8	10.1	9.4					930245740 *
352	4.060						423	10.9	10.1	9.5					930245760 *
342	4.000			1.090			392	10.6	9.9	9.3	4032	0.500	0.0025	0.0033	930244700
347	4.030						402	10.8	10.0	9.4					930244730
348	4.035						404	10.8	10.0	9.4					930244735
349	4.040						405	10.8	10.1	9.4					930244740
352	4.060						412	10.9	10.1	9.5					930244760
364	4.125			1.090R			423	11.2	10.4	9.7	2618	0.500	0.0046	0.0054	930245825 *
369	4.155						435	11.3	10.5	9.8					930245855 *
364	4.125			1.090			413	11.2	10.4	9.7	4032	0.500	0.0025	0.0033	930244825
369	4.155						424	11.3	10.5	9.8					930244855

Compression Heights with "R" INCLUDE Oil Support Rails

*Available In Multiple Alloys

Meas. = The location to measure piston-to-wall clearance, referenced from the bottom of the piston skirt.

"Min" and "Max" is the suggested range of clearance over the coating for each application.

Compression Ratio - calculated at zero deck and 0.040" gasket unless otherwise noted

Cubic Inches	Bore Inches	Stroke	Rod	Comp Height	Pin Diam.	Crown Vol	Wght G	Compression			Alloy	Clearance Guide			Part No.	
								Ratio	Meas.	Min		Max				
SMALL BLOCK FORD SEALED RACE ENGINES																
1.0, 1.0, 2.0mm File Fit Performance Ring Set Included								58cc	64cc	70cc						
374	4.125	3.500	6.200	1.245	0.927	-6.5cc	435	11.5	10.7	10.0	4032	0.500	0.0025	0.0033	930244425 *	
375	4.128						436	11.5	10.7	10.0					930244428 *	
375	4.130						437	11.5	10.7	10.0					930244430 *	
375	4.132						438	11.5	10.7	10.0						930244432 *
347	4.030	3.400	5.400	1.090	0.927	-6.5cc	402	10.8	10.0	9.4	4032	0.500	0.0025	0.0033	930244730 **	
347	4.032						403	10.8	10.0	9.4					930244732 **	
348	4.035						404	10.8	10.0	9.4					930244735 **	
348	4.037						404	10.8	10.0	9.4					930244737 **	
349	4.040						405	10.8	10.0	9.4					930244740 **	
349	4.042						406	10.8	10.1	9.4					930244742 **	
350	4.045						407	10.8	10.1	9.4					930244745 **	

* 9.2" Deck Height, for FRP S374W

** 8.2" Deck Height, for FRP D347SR and S347JR

SMALL BLOCK FORD WISSOTA CONCEPT PISTON

1.5, 1.5, 3.0mm File Fit Performance Ring Set Included

APPROVED PN w/ Laser Etch for WISSOTA Series

								58cc	64cc	70cc					
347	4.030	3.400	5.400	1.090R	0.927	-16.0cc	384	9.6	9.0	8.5	4032	0.500	0.0025	0.0033	928905930
349	4.040						388	9.7	9.1	8.6					928905940
350	4.050						391	9.7	9.1	8.6					928905950
352	4.060						395	9.7	9.2	8.6					928905960

Compression Heights with "R" INCLUDE Oil Support Rails

SMALL BLOCK FORD FLAT TOP TransAm TA2 Homologation Gasported PowerPak Plus

Incremental bore sizes available by special order

1.0, 1.0, 2.0mm File Fit Performance Ring Set Included

								64cc									
374	4.125	3.500	6.250	1.245	0.927	-6.5cc	447	10.5			2618	0.250	0.0061	0.0069	197722725		
375	4.130						449			10.5					197722730		
376	4.135						450			10.5					197722735		

SMALL BLOCK FORD DOME

1.0, 1.0, 2.0mm File Fit Performance Ring Set Included

								58cc	64cc	70cc									
332	4.030	3.250	5.400	1.165	0.927	7.0cc	461	12.4	11.4	10.5	2618	0.500	0.0046	0.0054	930247030				
347	4.030						446	13.0	11.9	11.0					2618	0.500	0.0046	0.0054	930247130
364	4.125						470	13.5	12.3	11.4					2618	0.500	0.0051	0.0059	930247325 *

Compression Heights with "R" INCLUDE Oil Support Rails

*2618 Alloy w/ Lateral Gas Ports

SMALL BLOCK FORD INVERTED DOME

1.0, 1.0, 2.0mm File Fit Performance Ring Set Included

								58cc	64cc	70cc																							
393	4.030	3.850	5.956	1.600	0.912	-26cc	469	9.7	9.2	8.7	4032	0.500	0.0025	0.0033	930248130																		
395	4.040						473	9.8	9.2	8.7					930248140																		
408	4.030	4.000	6.200	1.300	0.927	-20cc	431	10.7	10.1	9.5	2618	0.500	0.0046	0.0054	930249330 *																		
410	4.040						435	10.7	10.1	9.5					930249340 *																		
408	4.030						418	10.7	10.1	9.5					4032	0.500	0.0025	0.0033	930248230														
410	4.040						422	10.7	10.1	9.5										930248240													
408	4.030														446	9.9	9.3	8.9	2618	0.500	0.0046	0.0054	930249430 *										
408	4.030														433	9.9	9.3	8.9	4032	0.500	0.0025	0.0033	930248330										
428	4.125						4.000	6.250	1.245	0.927					-17cc	418	11.5	10.8	10.1	4032	0.500	0.0025	0.0033	930248625									
434	4.155															429	11.6	10.9	10.3										930248655				
408	4.030																							434	10.1	9.5	9.0	2618	0.500	0.0046	0.0054	930249530 *	
410	4.040																							438	10.1	9.5	9.0						930249540 *
408	4.030										422	10.1	9.5	9.0		4032	0.500	0.0025	0.0033					930248430									
410	4.040										426	10.1	9.5	9.0										930248440									
428	4.125										448	10.4	9.9	9.4		2618	0.500	0.0046	0.0054					930249625 *									
428	4.125										435	10.4	9.9	9.4		4032	0.500	0.0025	0.0033					930248525									
434	4.155										447	10.6	10.0	9.5										930248555									
438	4.125	4.100	6.200	1.245	0.927	-17cc					418	11.7	11.0	10.4		4032	0.500	0.0025	0.0033					930248625									
445	4.155						429	11.9	11.1	10.5										930248655													
418	4.030						434	10.3	9.7	9.2	2618	0.500	0.0046	0.0054	930249530 *																		
420	4.040						420	10.3	9.8	9.2						930249540 *																	
418	4.030						422	10.3	9.7	9.2	4032	0.500	0.0025	0.0033	930248430																		
420	4.040						426	10.3	9.8	9.2						930248440																	
438	4.125						448	10.7	10.1	9.6	2618	0.500	0.0046	0.0054	930249625 *																		
438	4.125						435	10.7	10.1	9.6	4032	0.500	0.0025	0.0033	930248525																		

*Available In Multiple Alloys

Application continues to next page →

Meas. = The location to measure piston-to-wall clearance, referenced from the bottom of the piston skirt.

"Min" and "Max" is the suggested range of clearance over the coating for each application.

Compression Ratio - calculated at zero deck and 0.040" gasket unless otherwise noted

Cubic Inches	Bore Inches	Stroke	Rod	Comp Height	Pin Diam.	Crown Vol	Wght G	Compression Ratio			Alloy	Clearance Guide Meas. Min Max			Part No.
								58cc	64cc	70cc					
SMALL BLOCK FORD INVERTED DOME															
Continued from previous page															
1.0, 1.0, 2.0mm File Fit Performance Ring Set Included								58cc	64cc	70cc					
408	4.030	4.000	6.250	1.230	0.927	-20cc	409	10.7	10.1	9.5	4032	0.500	0.0025	0.0033	930248730
410	4.040						413	10.7	10.1	9.5					930248740
332	4.030	3.250	5.400	1.165	0.927	-16cc	411	9.2	8.7	8.2	2618	0.500	0.0046	0.0054	930249930 *
333	4.040						415	9.3	8.7	8.2					930249940 *
332	4.030						399	9.2	8.7	8.2	4032	0.500	0.0025	0.0033	930248830
333	4.040						403	9.3	8.7	8.2					930248840
347	4.125						422	9.6	9.0	8.5	2618	0.500	0.0046	0.0054	930247725 *
353	4.155						433	9.7	9.1	8.6					930247755 *
347	4.125						410	9.6	9.0	8.5	4032	0.500	0.0025	0.0033	930245025
353	4.155						421	9.7	9.1	8.6					930245055
426	4.030	4.170	6.250	1.165	0.927	-16cc	411	11.6	10.9	10.2	2618	0.500	0.0046	0.0054	930249930 *
428	4.040						415	11.6	10.9	10.3					930249940 *
426	4.030						399	11.6	10.9	10.2	4032	0.500	0.0025	0.0033	930248830
428	4.040						403	11.6	10.9	10.3					930248840
446	4.125						422	12.0	11.3	10.6	2618	0.500	0.0046	0.0054	930247725 *
452	4.155						433	12.2	11.4	10.8					930247755 *
446	4.125						410	12.0	11.3	10.6	4032	0.500	0.0025	0.0033	930245025
452	4.155						421	12.2	11.4	10.8					930245055
347	4.030	3.400	5.400	1.090R	0.927	-16cc	395	9.6	9.0	8.5	2618	0.500	0.0046	0.0054	930247830 *
349	4.040						398	9.7	9.1	8.6					930247840 *
347	4.030						384	9.6	9.0	8.5	4032	0.500	0.0025	0.0033	930249130
349	4.040						387	9.7	9.1	8.6					930249140
364	4.125						407	10.0	9.4	8.9	2618	0.500	0.0046	0.0054	930247925 *
364	4.125						395	10.0	9.4	8.9	4032	0.500	0.0025	0.0033	930249025

Compression Heights with "R" INCLUDE Oil Support Rails
 *Available In Multiple Alloys

SMALL BLOCK FORD FLAT TOP for the TWISTED WEDGE® CYL HEAD

1.0, 1.0, 2.0mm File Fit Performance Ring Set Included								58cc	61cc	65cc					
332	4.030	3.250	5.400	1.165	0.927	-6.2cc	438	10.4	10.0	9.5	4032	0.500	0.0025	0.0033	930250130
333	4.040						442	10.4	10.0	9.6					930250140
347	4.030	3.400	5.400	1.090R	0.927	-6.2cc	437	10.8	10.4	9.9	2618	0.500	0.0046	0.0054	930250530 *
349	4.040						441	10.8	10.4	10.0					930250540 *
347	4.030			1.090	0.927	-6.2cc	425	10.8	10.4	9.9	4032	0.500	0.0025	0.0033	930250330
349	4.040						429	10.8	10.4	10.0					930250340
364	4.125						462	11.2	10.8	10.3	4032	0.500	0.0025	0.0033	930250425

Compression Heights with "R" INCLUDE Oil Support Rails
 *Available In Multiple Alloys

SMALL BLOCK FORD FLAT TOP for the TWISTED WEDGE® 11R CYL HEAD

1.0, 1.0, 2.0mm File Fit Performance Ring Set Included								53cc	61cc	66cc					
347	4.030	3.400	5.400	1.090R	0.927	-6.2cc	437	11.5	10.4	9.8	2618	0.500	0.0046	0.0054	930250530
349	4.040						441	11.6	10.4	9.9					930250540

Compression Heights with "R" INCLUDE Oil Support Rails

SMALL BLOCK FORD INVERTED DOME for the TWISTED WEDGE® CYL HEAD

1.0, 1.0, 2.0mm File Fit Performance Ring Set Included								58cc	61cc	65cc					
332	4.030	3.250	5.400	1.165	0.927	-16cc	461	9.2	9.0	8.6	2618	0.500	0.0046	0.0054	930251330

SMALL BLOCK FORD CLEVELAND

1.0, 1.0, 2.0mm File Fit Performance Ring Set Included								60cc	64cc	72cc					
393	4.030	3.850	6.000	1.275	0.927	-3.2cc	464	12.2	11.7	10.6	4032	0.500	0.0025	0.0033	930252130
395	4.040						468	12.3	11.7	10.7					930252140
408	4.030	4.000	6.000	1.200R	0.927	-3.2cc	464	12.7	12.1	11.0	2618	0.500	0.0046	0.0054	930253130 *
408	4.030			1.200	0.927	-20cc	457	10.5	10.1	9.3	4032	0.500	0.0025	0.0033	930252430
408	4.030					-3.2cc	453	12.7	12.1	11.0	4032	0.500	0.0025	0.0033	930252630

Compression Heights with "R" INCLUDE Oil Support Rails
 *Available In Multiple Alloys



Cubic Inches	Bore	Stroke	Rod	Comp Height	Pin Diam.	Crown Vol	Wght G	Compression Ratio			Alloy	Clearance Guide			Part No.
												Meas.	Min	Max	
FORD MODULAR 4.6 2-VALVE or 4-VALVE															
1.0, 1.0, 2.0mm File Fit Performance Ring Set Included								42cc	46cc	52cc					
281	3.552	3.543	5.930	1.220	0.866	-16.0cc	356	9.9	9.4	8.7	M142P	0.500	0.0006	0.0014	930256052
284	3.572						363	10.0	9.5	8.8					930256072
285	3.582						367	10.1	9.5	8.8					930256082
281	3.552					0cc	392	12.9	12.0	10.8	M142P	0.500	0.0006	0.0014	930256252
284	3.572						399	13.0	12.1	10.9					930256272

NHRA LEGAL FORD MODULAR 5.4L 4-VALVE (2008, 2010, 2012 COBRA JET)

Available in bore sizes up to the legal NHRA limit of +0.080" oversize; call for sizes/other tech; NHRA PN 197740100

Requires 1.5, 1.5, 2.5mm Ring Set (Not Included)

330	3.552	4.165	6.657	1.230	0.866	-12.6cc	364	Dependent upon bore size			M142P	0.500	0.0006	0.0014	197740100 *
334	3.572						371								197740100 *
343	3.622						389								197740100 *

*Hard Anodized Top Ring Groove For Extreme Duty Applications

FORD MODULAR 5.4 2-VALVE or 4 VALVE

1.0, 1.0, 2.0mm File Fit Performance Ring Set Included

CR calculated at 0.118" below deck and 0.040" head gasket thickness

330	3.552	4.165	6.657	1.220	0.866	-16.0cc	356	9.1	8.7	8.2	M142P	0.500	0.0006	0.0014	930256052
334	3.572						363	9.1	8.8	8.3					930256072
336	3.582						367	9.2	8.8	8.3					930256082
330	3.552					0cc	392	11.0	10.4	9.7	M142P	0.500	0.0006	0.0014	930256252
334	3.572						399	11.1	10.5	9.8					930256272

FORD 5.0L MODULAR 4-VALVE COYOTE

1.0, 1.0, 2.0mm File Fit Performance Ring Set Included

302	3.630	3.650	5.933	1.167	0.866	10.2cc	401	57cc							
304	3.640						402	12.6			2618	0.250	0.0025	0.0033	930258130 *
								12.6							930258140 *

*2618 Alloy & Hard Anodized Top Ring Groove For Extreme Duty Applications.

FORD 5.0L MODULAR 4-VALVE COYOTE / VOODOO (Combined Dome/Pocket Geometry)

1.0, 1.0, 2.0mm File Fit Performance Ring Set Included

302	3.630	3.650	5.933	1.167	0.866	3.0cc	389	11.2			M142P	0.250	0.0006	0.0014	930258030 **
304	3.640						392	11.2							930258040 **
302	3.630					-4.5cc	383	10.1			M142P	0.250	0.0006	0.0014	930134030 **
304	3.640						386	10.1							930134040 **
304	3.640					-13.1cc	361	9.1			2618	0.250	0.0025	0.0033	930258240 *
314	3.701					-1cc	370	11.0			2618	0.250	0.0025	0.0033	930258601 **

*2618 Alloy & Hard Anodized Top Ring Groove For Extreme Duty Applications.

**Hard Anodized Top Ring Groove for Extreme Duty Applications

FORD 5.0L MODULAR COYOTE Gen 3 Direct Injected (2018+) DROP-IN FORGED REPLACEMENT ASSEMBLY

NO BALANCING, NO COMP RATIO CHANGE

CR calculated at 0.015" below deck and 0.040" head gasket thickness

Uses OE-style rings for PTWA bores and includes DLC wrist pins

1.2, 1.2, 2.0mm File Fit Performance Ring Set Included

308	3.662	3.650	5.933	1.167	0.866	8.4cc	373	12.0			2618	0.500	0.0020	0.0028	930258362 *
-----	-------	-------	-------	-------	-------	-------	-----	------	--	--	------	-------	--------	--------	-------------

*2618 Alloy & Hard Anodized Top Ring Groove For Extreme Duty Applications.

FORD 5.0L MODULAR COYOTE Gen 3 Direct Injected (2018+)

CR calculated at 0.015" below deck and 0.040" head gasket thickness

1.0, 1.0, 2.0mm File Fit Performance Ring Set Included

308	3.662	3.650	5.933	1.167	0.866	-1.5cc	383	10.4			2618	0.500	0.0020	0.0028	930258762 *
-----	-------	-------	-------	-------	-------	--------	-----	------	--	--	------	-------	--------	--------	-------------

*2618 Alloy & Hard Anodized Top Ring Groove For Extreme Duty Applications.

NHRA LEGAL FORD 5.0L MODULAR 4-VALVE (2014, 2015 COBRA JET)

Available in bore sizes up to the legal NHRA limit of +0.080" oversize; call for sizes/other tech; NHRA PN 197736200

Requires 1.2, 1.2, 2.5mm Ring Set (Not Included)

302	3.630	3.650	5.933	1.167	0.866	-8.8cc	350	9.5			2618	0.500	0.0025	0.0033	197736230 *
306	3.650						356	9.6							197736250 *
314	3.700						372	9.8							197736200 *
314	3.702						373	9.8							197736202 *
315	3.705						374	9.8							197736205 *
315	3.707						374	9.9							197736207 *
316	3.710						375	9.9							197736210 *

*2618 Alloy & Hard Anodized Top Ring Groove For Extreme Duty Applications.

Meas. = The location to measure piston-to-wall clearance, referenced from the bottom of the piston skirt.

"Min" and "Max" is the suggested range of clearance over the coating for each application.

Compression Ratio - calculated at zero deck and 0.040" gasket unless otherwise noted

Cubic Inches	Bore	Stroke	Rod	Comp Height	Pin Diam.	Crown Vol	Wght G	Compression Ratio	Alloy	Clearance Guide			Part No.
										Meas.	Min	Max	
NHRA LEGAL FORD 5.0L MODULAR 4-VALVE (2016 COBRA JET)													
Available in bore sizes up to the legal NHRA limit of +0.080" oversize; call for sizes/other tech; NHRA PN 930049900													
Requires 1.2, 1.2, 2.5mm Ring Set (Not Included)													
								57cc					
302	3.630	3.650	5.933	1.167	0.866	7.3cc	377	12.0	2618	0.500	0.0016	0.0023	930049930 *
306	3.650						384	12.1					930049950 *
314	3.700						400	12.3					930049900 *
314	3.702						401	12.3					930049902 *
315	3.705						402	12.4					930049905 *
315	3.707						402	12.4					930049907 *
316	3.710						403	12.4					930049910 *

*Hard Anodized Top Ring Groove For Extreme Duty Applications.

FORD 5.2L VOODOO DROP-IN FORGED REPLACEMENT ASSEMBLY NO BALANCING, NO COMP RATIO CHANGE

1.0, 1.0, 2.0mm Performance Ring Set Included

Accepts Aftermarket rectangular rod or OE tapered small end

CR calculated at 0.012" below deck and 0.039" head gasket thickness

315	3.701	3.661	5.933	1.161	0.827	7.8cc	380	12.0	M142P	0.250	0.0010	0.0018	930258401
-----	-------	-------	-------	-------	-------	-------	-----	------	-------	-------	--------	--------	-----------

FORD GODZILLA 7.3L

CR calculated at 0.011" below deck and 10.5cc head gasket volume

1.0, 1.0, 2.0mm File Fit Performance Ring Set Included

445	4.221	3.976	6.319	1.319	0.990	-20.5cc	492	10.5	2618	0.500	0.0046	0.0054	930266421 *
446	4.225						493	10.6					930266425 *

*Hard Anodized Top Ring Groove For Extreme Duty Applications.

FORD FLATHEAD - 3/16" STANDARD DOME

1.5, 1.5, 3.0mm File Fit Performance Ring Set Included

Compression ratio calculated with 14cc gasket volume and 6cc relief volume.

								65cc	74cc					
281	3.342	4.000	7.000	1.438	0.750	12.8cc	357	9.0	8.1	4032	0.500	0.0016	0.0023	930074742
286	3.375						369	9.1	8.2					930074775
284	3.312	4.125	7.000	1.375	0.750	12.8cc	332	9.1	8.2	4032	0.500	0.0016	0.0023	930074812
290	3.342						342	9.2	8.3					930074842
295	3.375						353	9.4	8.4					930074875

*Top ring land is .280" tall to accommodate relieved blocks

BIG BLOCK FORD for Std Valve Location CYLINDER HEADS (FoMoCo, Edelbrock, TFS, Blue Thunder, Etc.)

1.5, 1.5, 3.0mm File Fit Performance Ring Set Included

								72cc	80cc	84cc					
503	4.390	4.150	6.700	1.525	0.990	-28cc	533	10.4	9.7	9.4	4032	0.500	0.0041	0.0049	930246490
514	4.440						556	10.6	9.9	9.6					930246440
521	4.390	4.300	6.800	1.350	0.990	-3.3cc	542	13.5	12.4	12.0	2618	0.500	0.0055	0.0063	930261690
533	4.440						564	13.8	12.7	12.2					930261640
521	4.390					-38cc	506	9.9	9.3	9.1	4032	0.500	0.0041	0.0049	930245690
533	4.440						527	10.1	9.5	9.3					930245640
545	4.390	4.500	6.700	1.350	0.990	-3cc	542	14.1	13.0	12.5	2618	0.500	0.0055	0.0063	930261690
557	4.440						564	14.4	13.2	12.7					930261640
545	4.390					-38cc	506	10.3	9.7	9.5	4032	0.500	0.0041	0.0049	930245690
557	4.440						527	10.5	9.9	9.6					930245640

BIG BLOCK FORD for the SCJ, KAASE P-51 / SR-71® & AFR 14° BULLIT CYLINDER HEADS

1.5, 1.5, 3.0mm File Fit Performance Ring Set Included

								72cc	80cc	84cc					
503	4.390	4.150	6.700	1.525	0.990	-28cc	537	10.4	9.7	9.4	4032	0.500	0.0041	0.0049	930261990
514	4.440						560	10.6	9.9	9.6					930261940
528	4.500						587	10.8	10.1	9.8					930261900
521	4.390	4.300	6.800	1.350	0.990	-5.6cc	552	13.2	12.2	11.7	2618	0.500	0.0055	0.0063	930261890
533	4.440						574	13.4	12.4	11.9					930261840
521	4.390					-38cc	506	9.9	9.3	9.1	4032	0.500	0.0041	0.0049	930245690
533	4.440						527	10.1	9.5	9.3					930245640
547	4.500						553	10.3	9.7	9.8					930245600
547	4.500					-5.6cc	587	13.7	12.7	12.2	2618	0.500	0.0055	0.0063	930262000
545	4.390	4.500	6.700	1.350	0.990	-5.6cc	552	13.8	12.7	12.2	2618	0.500	0.0055	0.0063	930261890
557	4.440						574	14.0	12.9	12.4					930261840
545	4.390					-38cc	506	10.3	9.7	9.5	4032	0.500	0.0041	0.0049	930245690
557	4.440						527	10.5	9.9	9.6					930245640
573	4.500						553	10.7	10.1	9.9					930245600
573	4.500					-5.6cc	587	14.3	13.2	12.7	2618	0.500	0.0055	0.0063	930262000

Meas. = The location to measure piston-to-wall clearance, referenced from the bottom of the piston skirt.

"Min" and "Max" is the suggested range of clearance over the coating for each application.

Compression Ratio - calculated at zero deck and 0.040" gasket unless otherwise noted

Cubic Inches	Bore Inches	Stroke	Rod	Comp Height	Pin Diam.	Crown Vol	Wght G	Compression Ratio	Alloy	Clearance Guide			Part No.
										Meas.	Min	Max	
BIG BLOCK FORD for the KAASE BOSS NINE® CYLINDER HEAD													
1.5, 1.5, 3.0mm File Fit Performance Ring Set Included								88cc					
521	4.390	4.300	6.800	1.345R	0.990	-8.4cc	602	11.0	4032	0.250	0.0041	0.0049	930022790
547	4.500					-19cc	601	10.5	4032	0.250	0.0041	0.0049	197895500
545	4.390	4.500	6.700	1.345R	0.990	-8.4cc	602	11.5	4032	0.250	0.0041	0.0049	930022790
573	4.500					-19cc	601	11.0	4032	0.250	0.0041	0.0049	197895500

Compression Heights with "R" INCLUDE Oil Support Rails

FORD FE FLAT TOP

1.0, 1.0, 2.0mm File Fit Performance Ring Set Included								68cc 72cc 76cc							
416	4.080	3.980	6.490	1.665	0.975	-7.5cc	516	11.1	10.7	10.3	4032	0.500	0.0025	0.0033	930264080
431	4.080	4.125	6.700	1.390	0.990	-7.5cc	483	11.5	11.0	10.6	4032	0.500	0.0025	0.0033	930264280
434	4.090						487	11.6	11.1	10.6					930264290
445	4.080	4.250	6.700	1.325	0.990	-7.4cc	473	11.8	11.3	10.9	4032	0.500	0.0025	0.0033	930264680
447	4.090						477	11.9	11.4	10.9					930264690
462	4.160						505	12.2	11.7	11.2	4032	0.500	0.0025	0.0033	930265160
464	4.170						509	12.3	11.8	11.3					930265170
482	4.250					-8.8cc	498	12.5	12.0	11.5	4032	0.500	0.0041	0.0049	930266050
487	4.270						506	12.6	12.1	11.6					930266070
489	4.280						510	12.6	12.1	11.6					930266080

FORD FE DISH

1.0, 1.0, 2.0mm File Fit Performance Ring Set Included								68cc 72cc 76cc							
431	4.080	4.125	6.700	1.390	0.990	-26cc	511	9.6	9.3	9.0	4032	0.500	0.0025	0.0033	930264180
433	4.090						516	9.7	9.3	9.0					930264190
445	4.080	4.250	6.700	1.325	0.990	-18cc	491	10.6	10.2	9.9	4032	0.500	0.0025	0.0033	930264480
447	4.090						496	10.7	10.3	9.9					930264490
449	4.100						500	10.7	10.3	10.0					930264400
462	4.160					-20cc	519	10.8	10.4	10.0	4032	0.500	0.0025	0.0033	930265060
464	4.170						523	10.8	10.4	10.1					930265070
482	4.250					-20cc	519	11.2	10.8	10.4	4032	0.500	0.0041	0.0049	930264550
487	4.270						527	11.2	10.8	10.5					930264570
489	4.280						531	11.3	10.9	10.5					930264580
445	4.080					-28cc	495	9.7	9.4	9.1	4032	0.500	0.0025	0.0033	930264980
447	4.090						499	9.7	9.4	9.1					930264990

SMALL BLOCK MOPAR (LA) / 340, 360 FLAT TOP

1.0, 1.0, 2.0mm File Fit Performance Ring Set included								60cc 65cc 70cc							
345	4.070	3.313	6.123	1.804	0.984	-5.5cc	512	10.5	9.9	9.4	4032	0.500	0.0025	0.0033	930270070
365	4.030	3.580	6.123	1.670	0.984	-5.5cc	480	11.1	10.5	9.9	4032	0.500	0.0025	0.0033	930270130
367	4.040						484	11.2	10.5	10.0					930270140
408	4.030	4.000	6.123	1.460	0.984	-5.5cc	454	12.3	11.6	11.0	4032	0.500	0.0025	0.0033	930270230
410	4.040						458	12.4	11.6	11.0					930270240
416	4.070						470	12.5	11.8	11.1					930270270

SMALL BLOCK MOPAR (LA) / 340, 360 DISH

1.0, 1.0, 2.0mm File Fit Performance Ring Set included								60cc 65cc 70cc							
408	4.030	4.000	6.123	1.460	0.984	-28cc	487	9.7	9.2	8.9	2618	0.500	0.0046	0.0054	930271130
410	4.040						492	9.7	9.3	8.9					930271140
416	4.070						505	9.8	9.4	9.0					930271170
408	4.030					-16cc	480	10.9	10.4	9.9	4032	0.500	0.0025	0.0033	930271030
410	4.040						484	11.0	10.4	9.9					930271040
416	4.070						496	11.1	10.5	10.0					930271070

BIG BLOCK MOPAR (B) / 383, 400 FLAT TOP

1.5, 1.5, 3.0mm File Fit Performance Ring Set included								72cc 80cc 84cc							
432	4.280	3.750	6.760	1.320	0.990	-8.1cc	486	10.9	10.1	9.7	4032	0.500	0.0041	0.0049	930274080
438	4.310						499	11.0	10.2	9.8					930274010
451	4.375						506	11.3	10.4	10.1	4032	0.500	0.0041	0.0049	930274175
454	4.390						512	11.3	10.5	10.1					930274190
499	4.375	4.150	6.760	1.120R	0.990	-8.1cc	466	12.4	11.4	11.0	4032	0.350	0.0041	0.0049	929962275
503	4.390						472	12.4	11.5	11.1					929962290

Compression Heights with "R" INCLUDE Oil Support Rails

Meas. = The location to measure piston-to-wall clearance, referenced from the bottom of the piston skirt.
 "Min" and "Max" is the suggested range of clearance over the coating for each application.
Compression Ratio - calculated at zero deck and 0.040" gasket unless otherwise noted

Cubic Inches	Bore	Stroke	Rod	Comp Height	Pin Diam.	Crown Vol	Wght G	Compression Ratio			Alloy	Clearance Guide			Part No.
												Meas.	Min	Max	
BIG BLOCK MOPAR (RB) / 440 FLAT TOP															
1.5, 1.5, 3.0mm File Fit Performance Ring Set included								72cc	80cc	84cc					
446	4.350	3.750	6.760	2.065	0.990	-8.1cc	608	11.2	10.3	10.0	4032	0.350	0.0041	0.0049	929962750
451	4.375						621	11.3	10.4	10.1					929962775
493	4.350	4.150	6.760	1.865	0.990	-8.1cc	580	12.2	11.3	10.9	4032	0.350	0.0041	0.0049	929962650
499	4.375						592	12.4	11.4	11.0					929962675
505	4.350	4.250	7.100	1.475	0.990	-8.1cc	519	12.5	11.6	11.2	4032	0.350	0.0041	0.0049	929962550
511	4.375						530	12.6	11.7	11.3					929962575
520	4.350	4.375	7.100	1.412	0.990	-8.1cc	509	12.9	11.9	11.5	4032	0.350	0.0041	0.0049	929962450
535	4.350	4.500	7.100	1.350	0.990	-8.1cc	500	13.2	12.2	11.8	4032	0.350	0.0041	0.0049	929962350
541	4.375						510	13.3	12.3	11.9					929962375

BIG BLOCK MOPAR (RB) / 440 DISH

1.5, 1.5, 3.0mm File Fit Performance Ring Set included								72cc	80cc	84cc					
493	4.350	4.150	6.760	1.865	0.990	-24.6cc	603	10.5	9.8	9.5	4032	0.350	0.0041	0.0049	930272150
499	4.375						615	10.6	9.9	9.6					930272175

HEMI 5.7L - compatible with all 5.7L and 6.1L heads

1.0, 1.0, 2.0mm File Fit Performance Ring Set included								65cc	74cc	85cc					
CR calculated at 0.016" below deck and 0.027" head gasket thickness															
345	3.917	3.579	6.242	1.205	0.927	10.2cc	438	12.2	10.8	9.5	2618	0.500	0.0036	0.0044	930276017 *
347	3.927						442	12.2	10.8	9.5					930276027 *
349	3.937						445	12.3	10.9	9.6					930276037 *
350	3.947						448	12.3	10.9	9.6					930276047 *
366	3.917	3.800	6.125	1.205	0.927	10.2cc	438	12.6	11.2	9.9	2618	0.500	0.0036	0.0044	930276017 *
368	3.927						442	12.7	11.3	9.9					930276027 *
370	3.937						445	12.7	11.3	10.0					930276037 *
372	3.947						448	12.8	11.3	10.0					930276047 *
392	3.927	4.050	6.125	1.095R	0.927	-2.2cc	405	11.6	10.5	9.4	4032	0.250	0.0025	0.0033	930276227
394	3.937						408	11.7	10.5	9.4					930276237
396	3.947						411	11.7	10.6	9.5					930276247
392	3.927					6cc	426	12.9	11.5	10.2	4032	0.250	0.0025	0.0033	930276327
394	3.937						429	13.0	11.6	10.2					930276337
396	3.947						432	13.0	11.6	10.3					930276347

Compression Heights with "R" INCLUDE Oil Support Rails

*Hard Anodized Top Ring Groove For Extreme Duty Applications

3.800 / 6.125 CR calculated at 0.022" below deck and 0.027" head gasket thickness

HEMI 6.1L DROP-IN FORGED REPLACEMENT ASSEMBLY NO BALANCING, NO COMP RATIO CHANGE

Also works with 6.4L CYLINDER HEAD

1.0, 1.0, 2.0mm Drop-in Performance Ring Set included

CR calculated at 0.013" above deck and 0.041" head gasket thickness								74cc							
370	4.055	3.580	6.242	1.220	0.984	-1cc	441	10.4			4032	0.250	0.0025	0.0033	930111655 *

*Hard Anodized Top Ring Groove For Extreme Duty Applications

HEMI 6.1L

Also works with 6.4L CYLINDER HEAD

NOTE : Piston oil squirter removal and block-off is required w/ 4.050" crank due to conrod contact with OE squirter

1.0, 1.0, 2.0mm File Fit Performance Ring Set included

								74cc							
370	4.055	3.580	6.242	1.220	0.984	-1cc	441	10.1			4032	0.250	0.0025	0.0033	930277655 **
371	4.060						442	10.1							930277660 **
420	4.065	4.050	6.125	1.095R	0.927	-12cc	422	10.1			4032	0.250	0.0025	0.0033	930277565 *
424	4.080						427	10.2							930277580 *
426	4.090						431	10.2							930277590 *

Compression Heights with "R" INCLUDE Oil Support Rails

*Hard Anodized Top Ring Groove For Extreme Duty Applications

**Available In Multiple Alloys

NHRA LEGAL 6.1L HEMI

Available in bore sizes up to the legal NHRA limit of +0.080" oversize; call for sizes/other tech

Requires 1.5, 1.5, 3.0mm Ring Set (Not Included)

								74cc							
370	4.055	3.580	6.200	1.262	0.927	10.5cc	524	dependent Upon Bore S			2618	0.250	0.0046	0.0054	9299871 *
370	4.055						426	dependent Upon Bore S			4032	0.250	0.0025	0.0033	197729300 **
371	4.060														197729300 **

*2618 Alloy & Hard Anodized Top Ring Groove For Extreme Duty Applications

**Hard Anodized Top Ring Groove For Extreme Duty Applications

Meas. = The location to measure piston-to-wall clearance, referenced from the bottom of the piston skirt.

"Min" and "Max" is the suggested range of clearance over the coating for each application.

Compression Ratio - calculated at zero deck and 0.040" gasket unless otherwise noted

Cubic Inches	Bore	Stroke	Rod	Comp Height	Pin Diam.	Crown Vol	Wght G	Compression Ratio	Alloy	Clearance Guide			Part No.
										Meas.	Min	Max	
HEMI 6.4L DROP-IN FORGED REPLACEMENT ASSEMBLY NO BALANCING, NO COMP RATIO CHANGE													
1.0, 1.0, 2.0mm File Fit Performance Ring Set included													
CR calculated at 0.010" below deck and 0.035" head gasket thickness													
392	4.090	3.724	6.200	1.211	0.945	3.6cc	453	11.0	4032	0.250	0.0025	0.0033	930279090 *
392	4.095						454	11.0					930279095 *
393	4.100						456	11.0					930279000 *
*Hard Anodized Top Ring Groove For Extreme Duty Applications													
NHRA LEGAL 6.4L HEMI													
Available in bore sizes up to the legal NHRA limit of +0.080" oversize; call for sizes/other tech													
Requires 1.2, 1.2, 2.0mm Ring Set (Not Included)													
CR calculated at 0.010" below deck and 0.035" head gasket thickness													
392	4.091	3.724	6.200	1.211	0.945	3.6cc	444	11.0	4032	0.250	0.0025	0.0033	197729200 *
*Hard Anodized Top Ring Groove For Extreme Duty Applications													
TOP ALCOHOL HEMI													
0.290" dome height, 0.330" Intake / 0.315" Exhaust pocket depths													
1/16", 1/16", 3/16" File Fit Performance Ring Set included													
CR calculated at 0.013" below deck and 0.027" head gasket thickness													
527	4.4675	4.200	7.280/7.310	1.425B	1.094	17.6cc	760	12.6	2618	0.500	0.0046	0.0054	197884168
Compression Heights with "B" INCLUDE pin retaining buttons													
SMALL BLOCK OLDSMOBILE 350 FLAT TOP													
Note: 0.984" Pin Ø requires stock 0.980" rod to be honed, Deck Height 9.330"													
1.0, 1.0, 2.0mm File Fit Performance Ring Set included													
CR calculated at 0.013" below deck and 0.027" head gasket thickness													
351	4.065	3.385	6.000	1.625	0.984	-10.2cc	502	9.7	4032	0.500	0.0025	0.0033	197815365
358	4.100						520	9.9					197815300
BIG BLOCK OLDSMOBILE 400E (early '65-67) FLAT TOP													
Note: 0.984" Pin Ø requires stock 0.980" rod to be honed. Deck Height 10.625"													
1.0, 1.0, 2.0mm File Fit Performance Ring Set included													
CR calculated at 0.013" below deck and 0.027" head gasket thickness													
413	4.065	3.975	7.000	1.625	0.984	-10.2cc	502	9.9	4032	0.500	0.0025	0.0033	197815365
BIG BLOCK OLDSMOBILE 425 FLAT TOP													
Note: 0.984" Pin Ø requires stock 0.980" rod to be honed. Deck Height 10.625"													
1.0, 1.0, 2.0mm File Fit Performance Ring Set included													
CR calculated at 0.013" below deck and 0.027" head gasket thickness													
431	4.155	3.975	7.000	1.625	0.984	-10.1cc	521	10.2	4032	0.500	0.0025	0.0033	197816355
BIG BLOCK OLDSMOBILE 455 Stroker DISH													
1.0, 1.0, 2.0mm File Fit Performance Ring Set included													
CR calculated at 0.013" below deck and 0.027" head gasket thickness													
488	4.155	4.500	7.100	1.260	0.990	-22.0cc	491	10.7	4032	0.500	0.0025	0.0033	930274555
495	4.185						503	10.8					930274585
BIG BLOCK PONTIAC 455 Stroker FLAT TOP													
Note: Top ring distance (Fireland) 0.236", will NOT work in 400 blocks w/ reliefs													
1.0, 1.0, 2.0mm File Fit Performance Ring Set included													
CR calculated at 0.013" below deck and 0.027" head gasket thickness													
461	4.155	4.250	6.800	1.285	0.990	-6.4cc	529	11.8	4032	0.250	0.0025	0.0033	930275055
468	4.185						542	12.0					930275085
488	4.155	4.500	6.800	1.160	0.990	-6.4cc	506	12.5	4032	0.250	0.0025	0.0033	930275155
495	4.185						517	12.6					930275185



Bore	Stroke	Rod	Comp Height	Pin Diam.	Crown Vol	Wght G	Compression Ratio	Alloy	Clearance Guide			Part No.
									Meas.	Min	Max	

Sport Compact POWERPAK Applications

AUDI DAZA / DNWA RS3 TTRS 2.5L TURBO

1.0, 1.2, 2.8mm Performance Ring Set Included

CR calculated at zero deck and 0.8mm head gasket thickness

82.50mm	92.8mm	144mm	29.6mm	22mm	-5.0cc	322	10.0	M142P	0.250	0.0016	0.0024	197915148 *
---------	--------	-------	--------	------	--------	-----	------	-------	-------	--------	--------	-------------

*Hard Anodized Top Ring Groove For Extreme Duty Applications

BMW N14 1.6L MINI COOPER S

1.0, 1.2, 2.8mm Performance Ring Set Included

77.50mm	85.8mm	138.2mm	28.5mm	20mm	-1.1cc	273	10.3	M142P	0.385	0.0008	0.0016	930067351
---------	--------	---------	--------	------	--------	-----	------	-------	-------	--------	--------	-----------

BMW M54 B30 3.0L E46 (0.005" oversize)

1.2, 1.5, 2.0mm Performance Ring Set Included

84.127mm	89.6mm	135mm	28.32mm	22mm	0cc	304	10.5	4032	0.250	0.0010	0.0018	197843112
----------	--------	-------	---------	------	-----	-----	------	------	-------	--------	--------	-----------

BMW N54 B30 3.0L

1.0, 1.2, 2.8mm Performance Ring Set Included

CR calculated at 0.75mm above deck and 1.22mm head gasket thickness

84.00mm	89.6mm	145.05mm	31.7mm	22mm	-17.2cc	314	10.2	2618	0.250	0.0025	0.0033	197832209 *
84.50mm						320	10.3					197832225 *
84.00mm					-21.5cc	308	9.5	2618	0.250	0.0025	0.0033	197841309 *
84.50mm						314	9.6					197841325 *

*Hard Anodized Top Ring Groove For Extreme Duty Applications

BMW S55 3.0L F80, M3, M4

1.0, 1.2, 2.8mm Performance Ring Set Included

84.00mm	89.6mm	144.35mm	32.4mm	22mm	-10.5cc	325	10.2	2618	0.250	0.0021	0.0029	197879807 *
---------	--------	----------	--------	------	---------	-----	------	------	-------	--------	--------	-------------

*Hard Anodized Top Ring Groove For Extreme Duty Applications

BMW B58 3.0L (2020+ Toyota Supra)

1.2, 1.5, 2.0mm Performance Ring Set Included

82.00mm	94.6mm	148.2mm	33.27mm	22mm	-11.0cc	299	10.6	2618	0.500	0.0025	0.0033	197883929 *
---------	--------	---------	---------	------	---------	-----	------	------	-------	--------	--------	-------------

*Hard Anodized Top Ring Groove For Extreme Duty Applications

BMW S52 B32 3.2L E36 M3

1.2, 1.2, 2.8mm Performance Ring Set Included

CR calculated at 0.8mm above deck and 1.73mm head gasket thickness

86.60mm	89.6mm	135mm	31mm	22mm	-25.0cc	304	9.0	2618	0.395	0.0016	0.0024	930024709 *
86.60mm					-11.0cc	324	11.2	4032	0.395	0.0006	0.0014	930024409 **
86.60mm					-5.0cc	342	12.5	4032	0.395	0.0006	0.0014	930024609 **

*2618 Alloy & Hard Anodized Top Ring Groove For Extreme Duty Applications

**Hard Anodized Top Ring Groove For Extreme Duty Applications

BMW S54 B32 3.2L E46 M3

1.2, 1.2, 2.8mm Performance Ring Set Included

CR calculated at 0.20mm below deck and 0.69mm head gasket thickness

87.50mm	91.0mm	139mm	32.3mm	21mm	-29.0cc	334	9.1	2618	0.250	0.0020	0.0027	930000045 *
87.00mm					-13.1cc	337	11.5	2618	0.250	0.0020	0.0027	930286125 *
87.25mm						340	11.6					930286135 *
87.50mm						343	11.6					930286145 *
87.25mm					-9.2cc	354	12.5	2618	0.250	0.0020	0.0027	930000135 *
87.50mm						357	12.5					930000145 *

*Hard Anodized Top Ring Groove For Extreme Duty Applications

BMW S65 B40 4.0L

1.2, 1.2, 2.5mm Performance Ring Set Included

CR calculated at 0.28mm below deck and 0.59mm head gasket thickness

92.00mm	75.2mm	140.7mm	27.3mm	21mm	2.1cc	366	10.1	4032	0.500	0.0010	0.0018	197843322 *
92.50mm						372	10.2					197843342 *
92.00mm					12.2cc	366	12.2	4032	0.500	0.0010	0.0018	197843622 *
92.50mm						372	12.3					197843642 *

*Hard Anodized Top Ring Groove For Extreme Duty Applications

Bore	Stroke	Rod	Comp Height	Pin Diam.	Crown Vol	Wght G	Compression Ratio	Alloy	Clearance Guide			Part No.	
									Meas.	Min	Max		
BMW S85 B50 5.0L (V10)													
1.2, 1.2, 2.5mm Performance Ring Set Included													
CR calculated at 0.28mm below deck and 0.59mm head gasket thickness							51cc						
92.00mm	75.2mm	140.7mm	27.3mm	21mm	2.1cc	366	10.1	4032	0.500	0.0010	0.0018	197859522 *	
92.50mm						372	10.2					197859542 *	
92.00mm					12.2cc	366	12.2	4032	0.500	0.0010	0.0018	197859622 *	
92.50mm						372	12.3					197859642 *	
*Hard Anodized Top Ring Groove For Extreme Duty Applications													
FORD EcoBoost 1.6L													
1.2, 1.2, 2.0mm Performance Ring Set Included													
CR calculated at 0.55mm below deck and 2.5cc gasket volume							32.8cc						
79.00mm	81.4mm	134mm	28.6mm	21mm	-6cc	284	10.1	2618	0.250	0.0016	0.0023	197894710 *	
*Hard Anodized Top Ring Groove For Extreme Duty Applications													
FORD ST EcoBoost 2.0L													
1.2, 1.2, 2.8mm Performance Ring Set Included													
CR calculated at 0.78mm below deck and 5.78cc gasket volume							43cc						
87.51mm	83.1mm	155.87mm	32.8mm	22.5mm	-7.0cc	365	9.3	4032	0.400	0.0006	0.0014	197713945 *	
88.00mm						372	9.4					197713965 *	
87.51mm	83.1mm	155.87mm	32.8mm	22.5mm	-7.0cc	376	9.3	2618	0.400	0.0016	0.0023	197729445 **	
88.00mm						383	9.4					197729465 **	
*Hard Anodized Top Ring Groove For Extreme Duty Applications													
**2618 Alloy & Hard Anodized Top Ring Groove For Extreme Duty Applications.													
FORD Zetec 2.0L SCCA													
Per Regulation, requires OEM 1.5, 1.75, 3.0mm Rings (2S4Z-6148-AA), Not Included													
121	3.339	3.460	5.483	1.157	0.787	-2.6cc	307	Stock	4032	0.500	0.0006	0.0014	930169439
FORD EcoBoost 2.3L													
1.2, 1.2, 2.8mm Performance Ring Set Included													
CR calculated at 1.9mm below deck and 5.78cc gasket volume							43cc						
87.51mm	94.0mm	149.3mm	32.8mm	22.5mm	-6.5cc	376	9.5	2618	0.395	0.0016	0.0023	197755345 *	
88.00mm						382	9.6					197755365 *	
87.51mm	94.0mm	149.3mm	32.8mm	22.5mm	-6.5cc	365	9.5	4032	0.400	0.0006	0.0014	197937145 **	
88.00mm						371	9.6					197937165 **	
*2618 Alloy & Hard Anodized Top Ring Groove For Extreme Duty Applications.													
**Hard Anodized Top Ring Groove For Extreme Duty Applications													
HONDA / ACURA B16, A1, A2, A3 DOHC VTEC 1.6L													
1.0, 1.2, 2.8mm Performance Ring Set Included													
CR calculated at 0.55mm below deck and 0.66mm head gasket thickness							42cc						
81.50mm	77.4mm	134mm	30mm	21mm	1.0cc	290	9.5	4032	0.236	0.0016	0.0024	929112109	
81.50mm					9.1cc	312	11.3	4032	0.236	0.0016	0.0024	929114709	
HONDA / ACURA B18C1 DOHC VTEC 1.8L													
1.0, 1.2, 2.8mm Performance Ring Set Included													
CR calculated at 0.89mm below deck and 0.66mm head gasket thickness							41cc						
81.50mm	87.2mm	137.9mm	30mm	21mm	1.0cc	290	10.5	4032	0.236	0.0016	0.0024	929112109	
81.50mm					9.1cc	312	12.4	4032	0.236	0.0016	0.0024	929114709	
HONDA / ACURA RSX K20 2.0L													
Dome & Pockets also compatible with K24 CYLINDER HEAD													
1.2, 1.2, 2.8mm Performance Ring Set Included													
CR calculated at zero deck and 0.64mm head gasket thickness							51cc						
86.00mm	86mm	139mm	30mm	22mm	11.8cc	329	12.6	4032	0.236	0.0016	0.0024	929170986	
86.50mm						333	12.8					929170905	
HONDA / ACURA K24 2.4L													
Dome & Pockets also compatible with K20 CYLINDER HEAD													
1.2, 1.2, 2.8mm Performance Ring Set Included													
CR calculated at 0.2mm below deck and 0.64mm head gasket thickness							51cc						
87.00mm	99.0mm	152.0mm	30mm	22mm	-9.4cc	312	10.0	2618	0.236	0.0025	0.0033	930286225	
87.25mm						315	10.0					930286235	
87.50mm						318	10.0					930286245	
87.00mm					4.3cc	320	12.4	4032	0.236	0.0016	0.0024	930024125	
87.25mm						321	12.4					930024135	

Bore	Stroke	Rod	Comp Height	Pin Diam.	Crown Vol	Wght G	Compression Ratio	Alloy	Clearance Guide			Part No.
									Meas.	Min	Max	
HONDA H22 GOLD SERIES 2.2L- FOR USE IN FACTORY FRM (FIBER REINFORCED MATRIX) CYLINDERS ONLY												
1.2, 1.2, 2.8mm Performance Ring Set Included												
CR calculated at 0.15mm below deck and 0.66mm head gasket thickness							54cc					
87.00mm	90.7mm	143mm	31mm	22mm	-7.0cc	293	9.2	4032	0.236	0.0016	0.0024	930081525
87.25mm						296	9.2					930081535
87.00mm					-1.0cc	309	10.0	4032	0.236	0.0016	0.0024	930082325
87.25mm						310	10.1					930082335
87.00mm					9.8cc	335	12.0	4032	0.236	0.0016	0.0024	930083125
87.25mm						338	12.1					930083135
HONDA S2000 F20C 2.0L GOLD SERIES - FOR USE IN FACTORY FRM (FIBER REINFORCED MATRIX) CYLINDERS ONLY												
1.2, 1.2, 2.8mm Performance Ring Set Included, Designed for Aftermarket Rods												
CR calculated at 1.0mm above deck and 0.76mm head gasket thickness							54cc					
87.00mm	84.0mm	153mm	30mm	23mm	9.0cc	331	12.5	4032	0.375	0.0006	0.0014	929986125 **
87.25mm						334	12.5					929986135 **
87.00mm					-11.0cc	303	8.9	2618	0.375	0.0016	0.0024	929986425 *
87.25mm						306	8.9					929986435 *
*2618 Alloy & Hard Anodized Top Ring Groove For Extreme Duty Applications												
**Hard Anodized Top Ring Groove For Extreme Duty Applications												
HONDA S2000 F22C 2.2L GOLD SERIES - FOR USE IN FACTORY FRM (FIBER REINFORCED MATRIX) CYLINDERS ONLY												
1.2, 1.2, 2.8mm Performance Ring Set Included, Designed for Aftermarket Rods												
CR calculated at 1.0mm above deck and 0.76mm head gasket thickness							54cc					
87.00mm	90.7mm	149.65mm	30mm	23mm	9.0cc	331	13.4	4032	0.375	0.0006	0.0014	929986125 *
87.25mm						334	13.4					929986135 *
87.00mm					-11.0cc	303	9.5	2618	0.375	0.0016	0.0024	929986425 **
87.25mm						306	9.5					929986435 **
*Hard Anodized Top Ring Groove For Extreme Duty Applications												
**2618 Alloy & Hard Anodized Top Ring Groove For Extreme Duty Applications												
MAZDA MZR 2.3L DISI												
1.2, 1.2, 2.8mm Performance Ring Set Included												
CR calculated at 0.5mm below deck and 4.69cc gasket volume							44cc					
87.50mm	94.0mm	150.622mm	32.87mm	22.5mm	-15.3cc	364	9.5	2618	0.250	0.0016	0.0024	197723845 *
88.00mm						370	9.6					197723865 *
87.50mm					-15.3cc	353	9.5	4032	0.250	0.0006	0.0014	197786145 **
88.00mm						359	9.6					197786165 **
*2618 Alloy & Hard Anodized Top Ring Groove For Extreme Duty Applications.												
**Hard Anodized Top Ring Groove												
MAZDA MZR 2.3L DISI												
1.2, 1.2, 2.8mm Performance Ring Set Included												
CR calculated at 0.3mm below deck and 1.3mm head gasket thickness							47cc					
85.00mm	88.0mm	150mm	34.7mm	22mm	-10.0cc	305	8.6	4032	0.236	0.0016	0.0024	930130046
85.50mm						311	8.7					930130066
86.00mm						318	8.7					930130086
85.50mm					-10.0cc	315	8.7	2618	0.236	0.0025	0.0033	929925866 *
86.00mm						321	8.7					929925885 *
85.50mm	100.0mm	150mm	28.7mm	22mm	-18.6cc	276	8.7	4032	0.236	0.0016	0.0024	930131866
86.00mm						282	8.8					930131886
85.50mm						280	8.7	2618	0.236	0.0025	0.0033	929990666 *
*2618 Alloy & Hard Anodized Top Ring Groove For Extreme Duty Applications												
MAZDA MZR 2.3L DISI												
1.2, 1.2, 2.8mm Performance Ring Set Included												
CR calculated at zero deck and 1.02mm head gasket thickness							49cc					
86.00mm	86.0mm	143.75mm	33.37mm	23mm	-4.5cc	331	9.4	2618	0.500	0.0025	0.0033	929945985 *
86.50mm						337	9.5					929945905 *
*Hard Anodized Top Ring Groove For Extreme Duty Applications												
NISSAN SR20DET (SILVIA) 2.0L												
NOTE : Must check oil squirter clearance, possible modification needed.												
1.2, 1.2, 2.8mm Performance Ring Set Included												
CR calculated at 0.47mm below deck and 1.09mm head gasket thickness							46.5cc					
86.50mm	86.0mm	136mm	31.83mm	22mm	-11.5cc	309	8.5	4032	0.236	0.0016	0.0024	930101105
87.00mm						313	8.6					930101125
NISSAN RB25DET (SKYLINE) 2.5L												
NOTE : Must check oil squirter clearance, possible modification needed.												
1.2, 1.2, 2.8mm Performance Ring Set Included												
CR calculated at 0.15mm above deck and 0.99mm head gasket thickness							62cc					
86.50mm	71.7mm	121.5mm	31.3mm	21mm	11.5cc	353	8.5	4032	0.236	0.0016	0.0024	929811650

Bore	Stroke	Rod	Comp Height	Pin Diam.	Crown Vol	Wght G	Compression Ratio	Alloy	Clearance Guide			Part No.	
									Meas.	Min	Max		
NISSAN RB26DETT (SKYLINE) 2.6L													
NOTE : Must check oil squirter clearance, possible modification needed.													
1.2, 1.2, 2.8mm Performance Ring Set Included													
CR calculated at 0.1mm above deck and 1.57mm head gasket thickness							65cc						
86.50mm	73.7mm	121.5mm	30.25mm	21mm	16.0cc	366	8.5	2618	0.236	0.0031	0.0039	930110205 *	
87.00mm						372	8.6					930110225 *	
*Hard Anodized Top Ring Groove For Extreme Duty Applications													
NISSAN RB30DET (SKYLINE) 3.0L													
1.2, 1.2, 2.8mm Performance Ring Set Included													
CR calculated at 0.5mm below deck and 1.0mm head gasket thickness							58cc						
86.50mm	85.0mm	152.5mm	32.5mm	21mm	-4.3cc	332	8.0	2618	0.236	0.0031	0.0039	929994605 *	
*Hard Anodized Top Ring Groove For Extreme Duty Applications													
NISSAN VR30DDTT													
1.2, 1.2, 2.8mm Performance Ring Set Included													
CR calculated at 0.7mm above deck and 0.7mm head gasket thickness							51cc						
86.00mm	86.0mm	151.8mm	29.37mm	23mm	-2.7cc	312	10.3	2618	0.250	0.0025	0.0033	930286486 *	
*Hard Anodized Top Ring Groove For Extreme Duty Applications													
NISSAN VR38DETT (GT-R) 3.8L													
1.2, 1.2, 2.5mm Performance Ring Set Included													
CR calculated at 0.45mm below deck and 1.0mm head gasket thickness							64cc						
95.51mm	88.4mm	165.1mm	34.25mm	23mm	-3.6cc	422	9.1	2618	0.500	0.0025	0.0033	929942860 *	
*Hard Anodized Top Ring Groove For Extreme Duty Applications													
NISSAN VR38DETT (GT-R) Stroker 4.1L													
1.2, 1.2, 2.5mm Performance Ring Set Included													
CR calculated at 0.45mm below deck and 1.0mm head gasket thickness							64cc						
95.51mm	94.4mm	165.1mm	31.25mm	23mm	-4.8cc	407	9.5	2618	0.250	0.0025	0.0033	930285660 *	
*Hard Anodized Top Ring Groove For Extreme Duty Applications													
SUBARU 2.0L EJ20													
1.2, 1.2, 2.5mm Performance Ring Set Included													
CR calculated at 0.3mm below deck and 0.6mm head gasket thickness							49cc						
92.00mm	75.0mm	130.5mm	32.7mm	23mm	-12.0cc	346	8.4	4032	0.235	0.0021	0.0029	930020322	
92.50mm						352	8.5					930020342	
93.00mm						359	8.6					930020362	
92.50mm					-12.0cc	362	8.5	2618	0.235	0.0031	0.0039	929927942 *	
93.00mm						369	8.6					929927961 *	
*2618 Alloy & Hard Anodized Top Ring Groove For Extreme Duty Applications													
SUBARU 2.2L EJ20 STROKER													
1.2, 1.2, 2.5mm Performance Ring Set Included													
CR calculated at 0.7mm below deck and 0.6mm head gasket thickness							49cc						
92.50mm	79.0mm	130.5mm	30.3mm	23mm	-16.0cc	337	8.2	4032	0.235	0.0021	0.0029	929847842	
93.00mm						344	8.3					929847861	
92.00mm						340	8.1	2618	0.235	0.0031	0.0039	929928122 *	
92.50mm						347	8.2					929928142 *	
93.00mm						354	8.3					929928161 *	
*2618 Alloy & Hard Anodized Top Ring Groove For Extreme Duty Applications													
SUBARU FA20 TURBO													
1.2, 1.2, 2.8mm Performance Ring Set Included													
CR calculated at 0.2mm below deck and 0.61 x 89.5mm head gasket							40cc						
86.00mm	86.0mm	129.3mm	32.5mm	22mm	-8.0cc	320	10.5	2618	0.500	0.0021	0.0029	197769285 *	
86.50mm						326	10.6					197769205 *	
*Hard Anodized Top Ring Groove For Extreme Duty Applications													
SUBARU WRX 2.5L STI, FORESTER, LEGACY													
1.0, 1.0, 2.0mm File Fit Performance Ring Set Included													
CR calculated at 0.3mm below deck and 0.6mm head gasket thickness							50cc	56cc					
99.50mm	79.0mm	130.5mm	30.7mm	23mm	-19.3cc	398	9.1	8.5	4032	0.250	0.0021	0.0029	930285017
99.75mm						401	9.1	8.5					930285027
100.0mm						405	9.1	8.5					930285037
99.50mm					-19.3cc	409	9.1	8.5	2618	0.250	0.0031	0.0039	930285117 *
99.75mm						413	9.1	8.5					930285127 *
100.0mm						417	9.1	8.5					930285137 *
*2618 Alloy & Hard Anodized Top Ring Groove For Extreme Duty Applications													

Bore	Stroke	Rod	Comp Height	Pin Diam.	Crown Vol	Wght G	Compression Ratio	Alloy	Clearance Guide			Part No.	
									Meas.	Min	Max		
SUBARU WRX 2.5L STI, BOXED STRUT CONSTRUCTION													
1.0, 1.0, 2.0mm File Fit Performance Ring Set Included													
CR calculated at 0.3mm below deck and 0.6mm head gasket thickness							50cc	56cc					
99.50mm	79.0mm	130.5mm	30.7mm	23mm	-14.1cc	403	9.6	2618	0.250	0.0031	0.0039	930285417 *	
99.75mm						406	9.7					930285427 *	
100.00mm						409	9.7					930285437 *	
*2618 Alloy & Hard Anodized Top Ring Groove For Extreme Duty Applications													
TOYOTA 2ZZ-GE (CELICA GT-S) 1.8L													
1.0, 1.2, 2.8mm Performance Ring Set Included													
CR calculated at 0.5mm below deck and 0.48mm head gasket thickness							38cc						
82.01mm	85.0mm	137.9mm	31.2mm	20mm	-12.0cc	298	9.1	4032	0.250	0.0016	0.0024	929833600	
82.01mm					4.3cc	330	12.5	4032	0.250	0.0016	0.0024	929833700	
TOYOTA 3S-GTE 2.0L 90-95 MR2 TURBO													
1.2, 1.2, 2.8mm Performance Ring Set Included													
86.50mm	86.0mm	138mm	35.0mm	22mm	-4.1cc	343	9.0	4032	0.236	0.0016	0.0024	929807705	
TOYOTA 2JZ-GTE (SUPRA) 3.0L													
1.2, 1.2, 2.8mm Performance Ring Set Included													
CR calculated at zero deck and 1mm gasket thickness							46.0						
86.00mm	86.0mm	142.0mm	34.0mm	22mm	-14.2cc	329	8.6	2618	0.236	0.0031	0.0039	928989386 *	
86.50mm						337	8.6					928989305 *	
87.00mm						343	8.7					928989325 *	
*Hard Anodized Top Ring Groove For Extreme Duty Applications													
VOLKSWAGEN/AUDI EA113 (95-2000) 1.8L TURBO													
1.0, 1.2, 2.8mm Performance Ring Set Included													
CR calculated at zero deck and 1.14mm head gasket thickness							42cc						
81.00mm	86.4mm	144mm	32.7mm	20mm	-12.0cc	287	8.4	4032	0.395	0.0010	0.0018	930229089	
81.50mm						294	8.5					930229009	
VOLKSWAGEN/AUDI B5 S4 2.7L 6-cyl. 5V Turbo													
1.0, 1.2, 2.8mm Performance Ring Set Included													
81.50mm	86.4mm	154mm	30.7mm	21mm	-7.2cc	295	9.0	4032	0.395	0.0010	0.0018	930070509 *	
*Hard Anodized Top Ring Groove													
VOLKSWAGEN TFSi EA113 (2006-2009) 2.0L TURBO													
1.0, 1.2, 2.8mm Performance Ring Set Included													
CR calculated at zero deck and 0.8mm head gasket thickness							45cc						
82.50mm	92.8mm	144mm	29.6mm	20mm	-10.4cc	312	9.3	M142P	0.250	0.0010	0.0018	197799948 *	
83.00mm					-11.1cc	318	9.3	M142P	0.250	0.0010	0.0018	197800168 **	
83.50mm						323	9.4					197800187 **	
*Hard Anodized Top Ring Groove For Extreme Duty Applications													
**1.2, 1.2, 2.8mm Performance Ring Set Included													
VOLKSWAGEN TSi EA888 (2010+) 2.0L TURBO													
1.2, 1.5, 2.0mm Performance Ring Set Included													
CR calculated at zero deck and 1.0mm head gasket thickness							46cc						
82.50mm	92.8 mm	144 mm	29.6mm	21mm	-7.1cc	323	9.5	M142P	0.250	0.0010	0.0018	930188548 *	
83.00mm						328	9.6					930188568 *	
*Hard Anodized Top Ring Groove For Extreme Duty Applications													
VOLKSWAGEN TSi EA888 Gen 3 (2015-2018) 2.0L TURBO													
1.2, 1.5, 2.0mm Performance Ring Set Included													
CR calculated at zero below deck and 1.0mm head gasket thickness							46cc						
82.50mm	92.8mm	144mm	29.6mm	23mm	-7.1cc	314	9.5	M142P	0.250	0.0010	0.0018	930286348 *	
83.00mm						318	9.6					930286368 *	
*Hard Anodized Top Ring Groove For Extreme Duty Applications													
VOLKSWAGEN VR6 3.2L 4V													
1.0, 1.2, 2.8mm Performance Ring Set Included													
CR calculated at zero deck and 1.0mm head gasket thickness							39cc						
84.50mm	95.9mm	164mm	34.7mm	20mm	-22.5cc	353	9.0	2618	0.175	0.0025	0.0033	930016626	
VOLKSWAGEN BEETLE Type I, II, III													
1.2, 1.2, 2.5mm Performance Ring Set Included													
Rod length, deck height and compression ratio will vary based on engine combination													
							Various						
94.00mm	82.0mm	-	35mm	22mm	0cc	380	-	2618	0.500	0.0034	0.0042	930285900	
94.00mm	84.0mm	-				380	-					930285900	
94.00mm	86.0mm	-				380	-					930285900	
94.00mm	88.0mm	-				380	-					930285900	

Cubic Inches	Bore	Stroke	Rod	Comp Height	Pin Diam.	Crown Vol	Wght G	Compression Ratio	Alloy	Clearance Guide			Part No.
										Meas.	Min	Max	

Diesel POWERPAK Applications

CUMMINS 5.9L B-Series Cast Performance Pistons - 12V

Early 12V and marine-style bowl, short pin design, coated skirt - Ring Set (S42170) Included
CR calculated with 0.019" piston protrusion above deck and 0.060 x 4.150" head gasket

7cc													
359	4.015	4.724	7.559	2.817	1.575	-47.6cc	1151	16.3	M174+	0.500	0.0055	0.0063	197952215
362	4.035						1171	16.5					197952235
366	4.055						1191	16.7					197952255
359	4.015	4.724	7.559	2.817	1.575	-52.0cc	1139	15.3	M174+	0.500	0.0055	0.0063	197952415
362	4.035						1159	15.5					197952435
366	4.055						1179	15.6					197952455

CUMMINS 5.9L B-Series Cast Performance Pistons - 12V w/ 0.150" deep valve pockets

Early 12V and marine-style bowl, short pin design, coated skirt - Ring Set (S42170) Included
CR calculated with 0.019" piston protrusion above deck and 0.060 x 4.150" head gasket

7cc													
359	4.015	4.724	7.559	2.817	1.575	-54.5cc	1132	14.8	M174+	0.500	0.0055	0.0063	197952315
362	4.035						1152	15.0					197952335
366	4.055						1172	15.2					197952355
359	4.015	4.724	7.559	2.817	1.575	-59.9cc	1117	13.9	M174+	0.500	0.0055	0.0063	197952115
362	4.035						1137	14.0					197952135
366	4.055						1157	14.1					197952155

CUMMINS 5.9L B-Series Forged Aluminum Race Pistons - 12V w/ 0.150" deep valve pockets

CH reduced 0.010", Early 12V and marine-style bowl, Coated skirt and Hard Anodized top ring groove - Ring Set (9300440xx-6) Included
CR calculated with 0.010" piston protrusion above deck and 0.060 x 4.150" head gasket

7cc													
359	4.015	4.724	7.559	2.805	1.575	-53.5cc	1191	15.0	M142P	0.500	0.0076	0.0084	197808815
362	4.035						1210	15.2					197808835
366	4.055						1229	15.3					197808855
359	4.015	4.724	7.559	2.805	1.575	-59.0cc	1183	14.0	M142P	0.500	0.0076	0.0084	197808715
362	4.035						1202	14.2					197808735
366	4.055						1222	14.3					197808755

CUMMINS 5.9L B-Series Forged Aluminum Race Pistons - 24V w/ 0.100" deep valve pockets

CH reduced 0.010", Modified version of the 03-04 bowl, Coated skirt and Hard Anodized top ring groove - Ring Set (9300440xx-6) Included
CR calculated with 0.010" piston protrusion above deck and 0.060 x 4.150" head gasket

6cc													
359	4.015	4.724	7.559	2.805	1.575	-46.7cc	1204	16.3	M142P	0.500	0.0076	0.0084	197809915
362	4.035						1222	16.5					197809935
366	4.055						1242	16.7					197809955
359	4.015	4.724	7.559	2.805	1.575	-51.0cc	1196	15.4	M142P	0.500	0.0076	0.0084	197809815
362	4.035						1215	15.5					197809835
366	4.055						1234	15.7					197809855

CUMMINS 5.9L B-Series Forged Aluminum Race Pistons - 24V w/ 0.100" deep valve pockets

CH reduced 0.010", Modified version of the 04.5-07 bowl, Coated skirt and Hard Anodized top ring groove - Ring Set (9300440xx-6) Included
CR calculated with 0.010" piston protrusion above deck and 0.060 x 4.150" head gasket

6cc													
359	4.015	4.724	7.559	2.805	1.575	-46.7cc	1203	16.3	M142P	0.500	0.0076	0.0084	197946315
362	4.035						1222	16.5					197946335
366	4.055						1241	16.6					197946355
359	4.015	4.724	7.559	2.805	1.575	-51.0cc	1196	15.4	M142P	0.500	0.0076	0.0084	197946215
362	4.035						1214	15.5					197946235
366	4.055						1234	15.7					197946255

CUMMINS 5.9L B-Series Forged Aluminum Race Pistons - 12V or 24V (Custom Order)

Call for details. Coated skirt and Hard Anodized top ring groove - Ring Set (9300440xx) Included

359	4.015	made to order		made to order			made to order	M142P	0.500	0.0076	0.0084	929943015
362	4.035											929943035
366	4.055											929943055

CUMMINS 5.9L B-Series Forged Steel MONOTHERM - 24V 03-07 Commonrail (using 04.5-07 Injectors)

CH reduced 0.010", modified version of 04.5-07 bowl for reduced CR, 0.075" pockets, DLC coated pin - Ring Set (S42170) Included
CR calculated with 0.010" piston protrusion above deck and 0.060 x 4.150" head gasket

6cc													
359	4.015	4.724	7.559	2.804	1.575	-48.6cc	1681	15.9	Steel	0.750	0.0016	0.0023	929969315
362	4.035						1708	16.0					929969335
366	4.055						1736	16.2					929969355

Cubic Inches	Bore	Stroke	Rod	Comp Height	Pin Diam.	Crown Vol	Wght G	Compression Ratio	Alloy	Clearance Guide			Part No.
										Meas.	Min	Max	
CUMMINS 6.7L B-Series Forged Aluminum Race Pistons - 24V w/ 0.200" deep valve pockets													
CH reduced 0.010", Modified Industrial bowl, Coated skirt and Hard Anodized top ring groove - Ring Set (1978502xx-6) Included													
CR calculated with 0.006" piston protrusion above deck and 0.062 x 4.312" head gasket													
6cc													
408	4.213	4.882	7.559	2.722	1.575	-55.6cc	1318	15.9	M142P	0.500	0.0076	0.0084	197850313
412	4.233						1338	16.0					197850333
416	4.253						1357	16.1					197850353
Ford 6.0L Powerstroke Cast Performance Pistons													
CH reduced 0.010", modified version of the 04+ bowl for reduced CR - Ring Set (S41940) Included													
CR calculated with 0.008" piston protrusion above deck and 0.059" head gasket thickness													
2.75cc													
363	3.740	4.134	6.929	2.049	1.339	-35.4cc	749	16.7	M124	0.580	0.0029	0.0037	197886140
365	3.750						756	16.8					197886150
367	3.760						763	16.9					197886160
369	3.770						770	16.9					197886170
371	3.780						777	17.0					197886180
Ford 6.0L Powerstroke Cast Performance Pistons - w/ 0.100" deep valve pockets													
CH reduced 0.010", modified version of the 04+ bowl for reduced CR - Ring Set (S41940) Included													
CR calculated with 0.008" piston protrusion above deck and 0.059" head gasket thickness													
2.75cc													
363	3.740	4.134	6.929	2.049	1.339	-41.2cc	733	15.0	M124	0.580	0.0029	0.0037	197886240
365	3.750						740	15.1					197886250
367	3.760						747	15.1					197886260
369	3.770						754	15.2					197886270
371	3.780						761	15.3					197886280
Ford 6.4L Powerstroke Cast Performance Pistons													
CH reduced 0.010", HD modified version of the factory bowl for reduced CR - Ring Set (S42246) Included													
CR calculated with 0.008" piston protrusion above deck and 0.059" head gasket thickness													
2.9cc													
388	3.866	4.134	6.929	2.049	1.516	-39.7cc	761	16.2	M142	0.610	0.0021	0.0029	197887066
390	3.876						767	16.2					197887076
392	3.886						773	16.3					197887086
394	3.896						779	16.4					197887096
Ford 6.4L Powerstroke Cast Performance Pistons - w/ 0.100" deep valve pockets													
CH reduced 0.010", HD modified version of the factory bowl for reduced CR - Ring Set (S42246) Included													
CR calculated with 0.008" piston protrusion above deck and 0.059" head gasket thickness													
2.9cc													
388	3.866	4.134	6.929	2.049	1.516	-45.1cc	749	14.7	M142	0.610	0.0021	0.0029	197886966
390	3.876						755	14.8					197886976
392	3.886						761	14.9					197886986
394	3.896						767	14.9					197886996
FORD 6.0L Powerstroke Forged Aluminum Race Pistons (Custom Order)													
Call for details. Coated skirt and Hard Anodized top ring groove - Ring Set (S41940) Included													
363	3.740	made to order		made to order				made to order	M142P	0.500	0.0046	0.0054	929901340
367	3.760												929901360
371	3.780												929901380
FORD 6.4L Powerstroke Forged Aluminum Race Pistons (Custom Order)													
Call for details. Coated skirt and Hard Anodized top ring groove - Ring Set (S42097) Included													
388	3.866	made to order		made to order				made to order	M142P	0.500	0.0046	0.0054	930060266
392	3.886												930060286
396	3.906												930060206
FORD 6.7L Powerstroke Forged Aluminum Race Pistons (Custom Order)													
Call for details. Coated skirt and Hard Anodized top ring groove - Ring Set (S42168) Included													
406	3.898	made to order		made to order				made to order	M142P	0.500	0.0046	0.0054	197835398
410	3.918												197835318
414	3.938												197835338
FORD 7.3L Powerstroke Forged Aluminum Race Pistons (Custom Order)													
Call for details. Coated skirt and Hard Anodized top ring groove - Ring Set (S41768) Included													
444	4.110	made to order		made to order				made to order	M124P	0.500	0.0076	0.0084	197763710
448	4.130												197763730
452	4.150												197763750

Cubic Inches	Bore	Stroke	Rod	Comp Height	Pin Diam.	Crown Vol	Wght G	Compression Ratio	Alloy	Clearance Guide			Part No.
										Meas.	Min	Max	

GM 6.6L Duramax Cast Performance Pistons

Revised casting with improved crown geometry and performance bowl design, coated skirt - Ring Set (40xxMDK-D) Included

CH reduced 0.010" - Fits LB7, LLY, LBZ, LMM, LGH, LML

CR calculated with 0.012" piston protrusion above deck and 0.037 x 4.115" head gasket

6.5cc													
403	4.055	3.898	6.417	1.951	1.358	-40.7cc	864	16.6	M142	0.500	0.0016	0.0023	930036055
407	4.075						880	16.8					930036075
411	4.095						896	17.0					930036095

GM 6.6L Duramax Cast Performance Pistons w/ 0.075" Deep Valve Pockets

Revised casting with improved crown geometry and performance bowl design, coated skirt - Ring Set (40xxMDK-D) Included

CH reduced 0.010" - Fits LB7, LLY, LBZ, LMM, LGH, LML

CR calculated with 0.012" piston protrusion above deck and 0.037 x 4.115" head gasket

6.5cc													
403	4.055	3.898	6.417	1.951	1.358	-41.8cc	861	16.3	M142	0.500	0.0016	0.0023	930029855
407	4.075						877	16.5					930029875
411	4.095						893	16.6					930029895

GM 6.6L Duramax Forged Aluminum Race Pistons w/ 0.075" Deep Valve Pockets

Shelf stock version of the Custom Race Piston, Coated skirt and Hard Anodized top ring groove - Ring Set (40xxMDR*) Included

CH reduced 0.010" - Fits LB7, LLY, LBZ, LMM, LGH, LML - Brodix and Wagler Cylinder Heads

CR calculated with 0.012" piston protrusion above deck and 0.037 x 4.115" head gasket

6.5cc													
403	4.055	3.898	6.417	1.951	1.358	-41.8cc	774	16.3	M124P	0.500	0.0055	0.0063	930036255
407	4.075						785	16.5					930036275
411	4.095						797	16.6					930036295

*Includes CrN PVD Stainless Steel 1/16 Rectangular Top Ring

GM 6.6L Duramax Forged Aluminum Race Pistons (Custom Order)

Call for details. Coated skirt and Hard Anodized top ring groove - Ring Set (40xxMDR*) Included

403	4.055	made to order		made to order		made to order		M124P	0.500	0.0055	0.0063	929946655
407	4.075											929946675
411	4.095											929946695

*Includes CrN PVD Stainless Steel 1/16 Rectangular Top Ring



**BUILD
SOMETHING
GREAT**

POWERPAK

Ring Sets

Finish Bore	Description	Set Part Number	Finish Bore	Description	Set Part Number
1.0mm, 1.0mm, 2.0mm Standard Tension +.005 File Fit Rings			1.0mm, 1.0mm, 2.0mm Standard Tension Drop In Rings		
3.552"	1.0, 1.0, 2.0mm File Fit	3557MS-112	4.000"	1.0, 1.0, 2.0mm Drop-In	4000MS-112D
3.572"	1.0, 1.0, 2.0mm File Fit	3577MS-112	4.030"	1.0, 1.0, 2.0mm Drop-In	4030MS-112D
3.582"	1.0, 1.0, 2.0mm File Fit	3587MS-112	4.040"	1.0, 1.0, 2.0mm Drop-In	4040MS-112D
3.622"	1.0, 1.0, 2.0mm File Fit	3627MS-112	4.055"	1.0, 1.0, 2.0mm Drop-In	4055MS-112D
3.630"	1.0, 1.0, 2.0mm File Fit	3635MS-112	4.075"	1.0, 1.0, 2.0mm Drop-In	4075MS-112D
3.640"	1.0, 1.0, 2.0mm File Fit	3645MS-112	4.095"	1.0, 1.0, 2.0mm Drop-In	4095MS-112D
3.662"	1.0, 1.0, 2.0mm File Fit	3667MS-112	4.125"	1.0, 1.0, 2.0mm Drop-In	4125MS-112D
3.701"	1.0, 1.0, 2.0mm File Fit	3706MS-112	4.155"	1.0, 1.0, 2.0mm Drop-In	4155MS-112D
3.766"	1.0, 1.0, 2.0mm File Fit	3771MS-112			
3.776"	1.0, 1.0, 2.0mm File Fit	3781MS-112	1.5mm, 1.5mm, 3.0mm Standard Tension +.005" File Fit Rings		
3.780"	1.0, 1.0, 2.0mm File Fit	3785MS-112	3.551"	1.5, 1.5, 3.0mm File Fit	3556MS-15
3.786"	1.0, 1.0, 2.0mm File Fit	3791MS-112	3.571"	1.5, 1.5, 3.0mm File Fit	3576MS-15
3.790"	1.0, 1.0, 2.0mm File Fit	3795MS-112	3.581"	1.5, 1.5, 3.0mm File Fit	3586MS-15
3.796"	1.0, 1.0, 2.0mm File Fit	3801MS-112	3.766"	1.5, 1.5, 3.0mm File Fit	3771MS-15
3.800"	1.0, 1.0, 2.0mm File Fit	3805MS-112	3.796"	1.5, 1.5, 3.0mm File Fit	3801MS-15
3.810"	1.0, 1.0, 2.0mm File Fit	3815MS-112	3.810"	1.5, 1.5, 3.0mm 4cyl File Fit	3815MS-15
3.820"	1.0, 1.0, 2.0mm File Fit	3825MS-112	3.820"	1.5, 1.5, 3.0mm 4cyl File Fit	3825MS-15
3.830"	1.0, 1.0, 2.0mm File Fit	3835MS-112	3.830"	1.5, 1.5, 3.0mm 4cyl File Fit	3835MS-15
3.898"	1.0, 1.0, 2.0mm File Fit	3903MS-112	3.898"	1.5, 1.5, 3.0mm File Fit	3903MS-15
3.905"	1.0, 1.0, 2.0mm File Fit	3910MS-112	3.905"	1.5, 1.5, 3.0mm File Fit	3910MS-15
3.917"	1.0, 1.0, 2.0mm File Fit	3922MS-112	4.000"	1.5, 1.5, 3.0mm File Fit	4005MS-15
3.917"	1.0, 1.0, 2.0mm 4cyl File Fit	3922MS-112-4	4.005"	1.5, 1.5, 3.0mm File Fit	4010MS-15
3.927"	1.0, 1.0, 2.0mm File Fit	3932MS-112	4.010"	1.5, 1.5, 3.0mm File Fit	4015MS-15
3.927"	1.0, 1.0, 2.0mm 4cyl File Fit	3932MS-112-4	4.020"	1.5, 1.5, 3.0mm File Fit	4025MS-15
3.937"	1.0, 1.0, 2.0mm File Fit	3942MS-112	4.030"	1.5, 1.5, 3.0mm File Fit	4035MS-15
3.937"	1.0, 1.0, 2.0mm 4cyl File Fit	3942MS-112-4	4.040"	1.5, 1.5, 3.0mm File Fit	4045MS-15
3.947"	1.0, 1.0, 2.0mm File Fit	3952MS-112	4.060"	1.5, 1.5, 3.0mm File Fit	4065MS-15
4.000"	1.0, 1.0, 2.0mm File Fit	4005MS-112	4.065"	1.5, 1.5, 3.0mm File Fit	4070MS-15
4.005"	1.0, 1.0, 2.0mm File Fit	4010MS-112	4.070"	1.5, 1.5, 3.0mm File Fit	4075MS-15
4.010"	1.0, 1.0, 2.0mm File Fit	4015MS-112	4.080"	1.5, 1.5, 3.0mm File Fit	4085MS-15
4.020"	1.0, 1.0, 2.0mm File Fit	4025MS-112	4.090"	1.5, 1.5, 3.0mm File Fit	4095MS-15
4.025"	1.0, 1.0, 2.0mm File Fit	4030MS-112	4.125"	1.5, 1.5, 3.0mm File Fit	4130MS-15
4.030"	1.0, 1.0, 2.0mm File Fit	4035MS-112	4.130"	1.5, 1.5, 3.0mm File Fit	4135MS-15
4.035"	1.0, 1.0, 2.0mm File Fit	4040MS-112	4.135"	1.5, 1.5, 3.0mm File Fit	4140MS-15
4.040"	1.0, 1.0, 2.0mm File Fit	4045MS-112	4.140"	1.5, 1.5, 3.0mm File Fit	4145MS-15
4.045"	1.0, 1.0, 2.0mm File Fit	4050MS-112	4.145"	1.5, 1.5, 3.0mm File Fit	4150MS-15
4.050"	1.0, 1.0, 2.0mm File Fit	4055MS-112	4.150"	1.5, 1.5, 3.0mm File Fit	4155MS-15
4.055"	1.0, 1.0, 2.0mm File Fit	4060MS-112	4.155"	1.5, 1.5, 3.0mm File Fit	4160MS-15
4.060"	1.0, 1.0, 2.0mm File Fit	4065MS-112	4.160"	1.5, 1.5, 3.0mm File Fit	4165MS-15
4.065"	1.0, 1.0, 2.0mm File Fit	4070MS-112	4.165"	1.5, 1.5, 3.0mm File Fit	4170MS-15
4.070"	1.0, 1.0, 2.0mm File Fit	4075MS-112	4.250"	1.5, 1.5, 3.0mm File Fit	4255MS-15
4.075"	1.0, 1.0, 2.0mm File Fit	4080MS-112	4.280"	1.5, 1.5, 3.0mm File Fit	4285MS-15
4.080"	1.0, 1.0, 2.0mm File Fit	4085MS-112	4.310"	1.5, 1.5, 3.0mm File Fit	4315MS-15
4.090"	1.0, 1.0, 2.0mm File Fit	4095MS-112	4.320"	1.5, 1.5, 3.0mm File Fit	4325MS-15
4.100"	1.0, 1.0, 2.0mm File Fit	4105MS-112	4.350"	1.5, 1.5, 3.0mm File Fit	4355MS-15
4.120"	1.0, 1.0, 2.0mm File Fit	4125MS-112	4.375"	1.5, 1.5, 3.0mm File Fit	4380MS-15
4.125"	1.0, 1.0, 2.0mm File Fit	4130MS-112	4.390"	1.5, 1.5, 3.0mm File Fit	4395MS-15
4.130"	1.0, 1.0, 2.0mm File Fit	4135MS-112	4.440"	1.5, 1.5, 3.0mm File Fit	4445MS-15
4.135"	1.0, 1.0, 2.0mm File Fit	4140MS-112	4.500"	1.5, 1.5, 3.0mm File Fit	4505MS-15
4.140"	1.0, 1.0, 2.0mm File Fit	4145MS-112	4.530"	1.5, 1.5, 3.0mm File Fit	4535MS-15
4.145"	1.0, 1.0, 2.0mm File Fit	4150MS-112	4.560"	1.5, 1.5, 3.0mm File Fit	4565MS-15
4.150"	1.0, 1.0, 2.0mm File Fit	4155MS-112	4.600"	1.5, 1.5, 3.0mm File Fit	4605MS-15
4.155"	1.0, 1.0, 2.0mm File Fit	4160MS-112			
4.160"	1.0, 1.0, 2.0mm File Fit	4165MS-112	1.5mm, 1.5mm, 3.0mm Standard Tension Drop In Rings		
4.165"	1.0, 1.0, 2.0mm File Fit	4170MS-112	3.551"	1.5, 1.5, 3.0 mm Drop In	3551MS-15
4.170"	1.0, 1.0, 2.0mm File Fit	4175MS-112	3.937"	1.5, 1.5, 3.0 mm Drop In	3937MS-15
4.175"	1.0, 1.0, 2.0mm File Fit	4180MS-112	3.947"	1.5, 1.5, 3.0 mm Drop In	3947MS-15
4.180"	1.0, 1.0, 2.0mm File Fit	4185MS-112	4.000"	1.5, 1.5, 3.0 mm Drop In	4000MS-15D
4.185"	1.0, 1.0, 2.0mm File Fit	4190MS-112	4.030"	1.5, 1.5, 3.0 mm Drop In	4030MS-15D
4.220"	1.0, 1.0, 2.0mm File Fit	4225MS-112	4.040"	1.5, 1.5, 3.0 mm Drop In	4040MS-15D
4.225"	1.0, 1.0, 2.0mm File Fit	4230MS-112	4.055"	1.5, 1.5, 3.0 mm Drop In	4055MS-15D
4.245"	1.0, 1.0, 2.0mm File Fit	4250MS-112	4.125"	1.5, 1.5, 3.0 mm Drop In	4125MS-15D
4.250"	1.0, 1.0, 2.0mm File Fit	4255MS-112	4.155"	1.5, 1.5, 3.0 mm Drop In	4155MS-15D
4.255"	1.0, 1.0, 2.0mm File Fit	4260MS-112	4.600"	1.5, 1.5, 3.0 mm Drop In	4600MS-15D
4.260"	1.0, 1.0, 2.0mm File Fit	4265MS-112			
4.265"	1.0, 1.0, 2.0mm File Fit	4270MS-112			
4.270"	1.0, 1.0, 2.0mm File Fit	4275MS-112			
4.280"	1.0, 1.0, 2.0mm File Fit	4285MS-112			

Ring Sets

Finish Bore	Description	Set Part Number	Finish Bore	Description	Set Part Number
.043", .043", 3.0mm Low Tension +.005" File Fit Rings			1/16, 1/16, 3/16" Standard Tension +.005" File Fit Rings		
3.766"	.043", .043", 3.0mm File Fit	3771MS-043	4.020"	1/16, 1/16, 3/16" File Fit	4025MS
3.776"	.043", .043", 3.0mm File Fit	3781MS-043	4.030"	1/16, 1/16, 3/16" File Fit	4035MS
3.786"	.043", .043", 3.0mm File Fit	3791MS-043	4.040"	1/16, 1/16, 3/16" File Fit	4045MS
4.010"	.043", .043", 3.0mm File Fit	4015ML-043	4.060"	1/16, 1/16, 3/16" File Fit	4065MS
4.020"	.043", .043", 3.0mm File Fit	4025ML-043	4.070"	1/16, 1/16, 3/16" File Fit	4075MS
4.025"	.043", .043", 3.0mm File Fit	4030ML-043	4.125"	1/16, 1/16, 3/16" File Fit	4130MS
4.030"	.043", .043", 3.0mm File Fit	4035ML-043	4.130"	1/16, 1/16, 3/16" File Fit	4135MS
4.035"	.043", .043", 3.0mm File Fit	4040ML-043	4.145"	1/16, 1/16, 3/16" File Fit	4150MS
4.040"	.043", .043", 3.0mm File Fit	4045ML-043	4.155"	1/16, 1/16, 3/16" File Fit	4160MS
4.045"	.043", .043", 3.0mm File Fit	4050ML-043	4.165"	1/16, 1/16, 3/16" File Fit	4170MS
4.050"	.043", .043", 3.0mm File Fit	4055ML-043	4.185"	1/16, 1/16, 3/16" File Fit	4190MS
4.060"	.043", .043", 3.0mm File Fit	4065ML-043	4.250"	1/16, 1/16, 3/16" File Fit	4255MS
4.065"	.043", .043", 3.0mm File Fit	4070ML-043	4.280"	1/16, 1/16, 3/16" File Fit	4285MS
4.070"	.043", .043", 3.0mm File Fit	4075ML-043	4.310"	1/16, 1/16, 3/16" File Fit	4315MS
4.080"	.043", .043", 3.0mm File Fit	4085ML-043	4.320"	1/16, 1/16, 3/16" File Fit	4325MS
4.125"	.043", .043", 3.0mm File Fit	4130ML-043	4.350"	1/16, 1/16, 3/16" File Fit	4355MS
4.130"	.043", .043", 3.0mm File Fit	4135ML-043	4.375"	1/16, 1/16, 3/16" File Fit	4380MS
4.140"	.043", .043", 3.0mm File Fit	4145ML-043	4.440"	1/16, 1/16, 3/16" File Fit	4445MS
4.150"	.043", .043", 3.0mm File Fit	4155ML-043	4.470"	1/16, 1/16, 3/16" File Fit	4475MS
4.155"	.043", .043", 3.0mm File Fit	4160ML-043	4.500"	1/16, 1/16, 3/16" File Fit	4505MS
4.165"	.043", .043", 3.0mm File Fit	4170ML-043	4.530"	1/16, 1/16, 3/16" File Fit	4535MS
4.185"	.043", .043", 3.0mm File Fit	4190ML-043	4.560"	1/16, 1/16, 3/16" File Fit	4565MS
			4.600"	1/16, 1/16, 3/16" File Fit	4605MS
.043", .043", 3.0mm Steel Low Tension +.005" File Fit Rings			1/16, 1/16, 3/16" Standard Tension Drop In Rings		
4.600"	.043", .043", 3.0mm File Fit	4605SL-043	4.000"	1/16, 1/16, 3/16" Drop In	4000MS
4.605"	.043", .043", 3.0mm File Fit	4610SL-043	4.030"	1/16", 1/16", 3/16" Drop In	4030MS
4.610"	.043", .043", 3.0mm File Fit	4615SL-043	4.040"	1/16", 1/16", 3/16" Drop In	4040MS
4.625"	.043", .043", 3.0mm File Fit	4630SL-043	4.060"	1/16", 1/16", 3/16" Drop In	4060MS
			4.080"	1/16", 1/16", 3/16" Drop In	4080MS
.043", .043", 3.0mm Steel Standard Tension +.005" File Fit Rings			1/16, 1/16, 3/16" Low Tension +.005" File Fit Rings		
4.600"	.043", .043", 3.0mm File Fit	4605SS-043	4.030"	1/16, 1/16, 3/16" File Fit	4035ML
4.605"	.043", .043", 3.0mm File Fit	4610SS-043	4.040"	1/16, 1/16, 3/16" File Fit	4045ML
4.610"	.043", .043", 3.0mm File Fit	4615SS-043	4.045"	1/16, 1/16, 3/16" File Fit	4050ML
4.615"	.043", .043", 3.0mm File Fit	4620SS-043	4.060"	1/16, 1/16, 3/16" File Fit	4065ML
4.620"	.043", .043", 3.0mm File Fit	4625SS-043	4.125"	1/16, 1/16, 3/16" File Fit	4130ML
4.625"	.043", .043", 3.0mm File Fit	4630SS-043	4.135"	1/16, 1/16, 3/16" File Fit	4140ML
4.630"	.043", .043", 3.0mm File Fit	4635SS-043	4.145"	1/16, 1/16, 3/16" File Fit	4150ML
			4.155"	1/16, 1/16, 3/16" File Fit	4160ML
			4.165"	1/16, 1/16, 3/16" File Fit	4170ML
			4.310"	1/16, 1/16, 3/16" File Fit	4315ML
			4.350"	1/16, 1/16, 3/16" File Fit	4355ML
.043", 1.5mm, 3.0mm Standard Tension +.005" File Fit Rings			1/16, 1/16, 3/16" Low Tension +.005" File Fit Rings		
4.125"	0.043", 1.5mm, 3.0mm File Fit	4130MS-1115	4.375"	1/16, 1/16, 3/16" File Fit	4380ML
4.130"	0.043", 1.5mm, 3.0mm File Fit	4135MS-1115	4.390"	1/16, 1/16, 3/16" File Fit	4395ML
4.135"	0.043", 1.5mm, 3.0mm File Fit	4140MS-1115	4.390"	1/16, 1/16, 3/16" File Fit	4395ML
4.140"	0.043", 1.5mm, 3.0mm File Fit	4145MS-1115	4.500"	1/16, 1/16, 3/16" File Fit	4505ML
4.160"	0.043", 1.5mm, 3.0mm File Fit	4165MS-1115	4.530"	1/16, 1/16, 3/16" File Fit	4535ML
4.165"	0.043", 1.5mm, 3.0mm File Fit	4170MS-1115	4.600"	1/16, 1/16, 3/16" File Fit	4605ML
4.185"	0.043", 1.5mm, 3.0mm File Fit	4190MS-1115			
4.250"	0.043", 1.5mm, 3.0mm File Fit	4255MS-1115			
1.5mm Gas Nitrided Steel (GNS) Severe Duty Top Ring Sets (8cyl)					
4.280"	1.5mm GNS Top Ring File Fit	4280GNS-15T			
4.310"	1.5mm GNS Top Ring File Fit	4310GNS-15T			
4.320"	1.5mm GNS Top Ring File Fit	4320GNS-15T			
4.350"	1.5mm GNS Top Ring File Fit	4350GNS-15T			
4.375"	1.5mm GNS Top Ring File Fit	4375GNS-15T			
4.390"	1.5mm GNS Top Ring File Fit	4390GNS-15T			
4.440"	1.5mm GNS Top Ring File Fit	4440GNS-15T			
4.500"	1.5mm GNS Top Ring File Fit	4500GNS-15T			
4.530"	1.5mm GNS Top Ring File Fit	4530GNS-15T			
4.560"	1.5mm GNS Top Ring File Fit	4560GNS-15T			
4.600"	1.5mm GNS Top Ring File Fit	4600GNS-15T			
Specialty Rings					
3.662	1.2, 1.2, 2.0mm Drop In	3662MS-122			

Sport Compact & Diesel Ring Sets, Clips

Finish Bore	Description	Set Part Number	Finish Bore	Description	Set Part Number
Sport Compact Ring Sets			Diesel Ring Sets		
81.00 mm	1.0, 1.2, 2.8mm Drop In	8100MS-10	4.055"	DMAX 3.0K, 2.0, 3.0mm Steel DSL (8cyl)	4055MDK-D
81.25 mm	1.0, 1.2, 2.8mm Drop In	8125MS-10	4.075"	DMAX 3.0K, 2.0, 3.0mm Steel DSL (8cyl)	4075MDK-D
81.50 mm	1.0, 1.2, 2.8mm Drop In	8150MS-10	4.095"	DMAX 3.0K, 2.0, 3.0mm Steel DSL (8cyl)	4095MDK-D
81.50 mm	1.0, 1.2, 2.8mm Drop In (6cyl)	8150MS6-10	4.055"	DMAX 1/16, 2.0, 3.0mm Steel DSL (8cyl)	4055MDR
82.00 mm	1.0, 1.2, 2.8mm Drop In	8200MS-10	4.075"	DMAX 1/16, 2.0, 3.0mm Steel DSL (8cyl)	4075MDR
82.50 mm	1.0, 1.2, 2.8mm Drop In	8250MS-10	4.095"	DMAX 1/16, 2.0, 3.0mm Steel DSL (8cyl)	4095MDR
83.00 mm	1.2, 1.2, 2.8mm Drop In	8300MS-12	4.015"	CUMMINS B 5.9L (STD) DSL (1cyl)	S42170-STD
83.50 mm	1.2, 1.2, 2.8mm Drop In	8350MS-12	4.035"	CUMMINS B 5.9L (+020) DSL (1cyl)	S42170-020
83.50 mm	1.2, 1.2, 2.8mm Drop In (6cyl)	8350MS6-12	4.055"	CUMMINS B 5.9L (+040) DSL (1cyl)	S42170-040
84.00 mm	1.0, 1.2, 2.8mm Drop In (6cyl)	8400MS-10-6	4.110"	FORD 7.3L (STD) DSL (1cyl)	S41768-STD
84.50 mm	1.0, 1.2, 2.8mm Drop In (6cyl)	8450MS-10-6	4.130"	FORD 7.3L (+020) DSL (1cyl)	S41768-020
84.50 mm	1.2, 1.2, 2.8mm Drop In (6cyl)	8450MS6-12	4.170"	FORD 7.3L (+040) DSL (1cyl)	S41768-040
85.00 mm	1.2, 1.2, 2.8mm Drop In	8500MS-12	3.740"	FORD 6.0L (STD) DSL (8cyl)	41940-STD
85.50 mm	1.2, 1.2, 2.8mm Drop In	8550MS-12	3.750"	FORD 6.0L (+010) DSL (8cyl)	41940-010
86.00 mm	1.2, 1.2, 2.8mm Drop In	8600MS-12	3.760"	FORD 6.0L (+020) DSL (8cyl)	41940-020
86.00 mm	1.2, 1.2, 2.8mm Drop In (6cyl)	8600MS6-12	3.770"	FORD 6.0L (+030) DSL (8cyl)	41940-030
86.50 mm	1.2, 1.2, 2.8mm Drop In	8650MS-12	3.780"	FORD 6.0L (+040) DSL (8cyl)	41940-040
86.50 mm	1.2, 1.2, 2.8mm Drop In (6cyl)	8650MS6-12	3.740"	FORD 6.4L (STD) DSL (8cyl)	42246-STD
87.00 mm	1.2, 1.2, 2.8mm Drop In	8700MS-12	3.750"	FORD 6.4L (+010) DSL (8cyl)	42246-010
87.00 mm	1.2, 1.2, 2.8mm Drop In (6cyl)	8700MS6-12	3.760"	FORD 6.4L (+020) DSL (8cyl)	42246-020
87.25 mm	1.2, 1.2, 2.8mm Drop In	8725MS-12	3.770"	FORD 6.4L (+030) DSL (8cyl)	42246-030
87.25 mm	1.2, 1.2, 2.8mm Drop In (6cyl)	8725MS6-12			
87.50 mm	1.2, 1.2, 2.8mm Drop In	8750MS-12	Diesel 1/16, 1/16, 3/16 (Steel Top) Ring Sets		
87.50 mm	1.2, 1.2, 2.8mm Drop In (6cyl)	8750MS6-12	4.015"	1/16, 1/16, 3/16" Steel Top File Fit (6cyl)	930044015-6
88.00 mm	1.2, 1.2, 2.8mm Drop In	8800MS-12	4.035"	1/16, 1/16, 3/16" Steel Top File Fit (6cyl)	930044035-6
89.00 mm	1.2, 1.2, 2.8mm Drop In	8900MS-12	4.055"	1/16, 1/16, 3/16" Steel Top File Fit (6cyl)	930044055-6
89.50 mm	1.2, 1.2, 2.8mm Drop In	8950MS-12	4.213"	1/16, 1/16, 3/16" Steel Top File Fit (6cyl)	197850213-6
92.00 mm	1.2, 1.2, 2.5mm Drop In	9200MS-12	4.233"	1/16, 1/16, 3/16" Steel Top File Fit (6cyl)	197850233-6
92.30 mm	1.2, 1.2, 2.5mm Drop In (6cyl)	9230MS6-12	4.253"	1/16, 1/16, 3/16" Steel Top File Fit (6cyl)	197850253-6
92.38 mm	1.2, 1.2, 2.5mm Drop In (6cyl)	9238MS6-12			
92.50 mm	1.2, 1.2, 2.5mm Drop In	9250MS-12	Diesel Individual Top Rings 1/16 (DMAX Forged, new style)		
92.50 mm	1.2, 1.2, 2.5mm Drop In (6cyl)	9250MS6-12	4.055"	1/16 AP SS (STD) Top Ring (1cyl)	930098655
92.76 mm	1.2, 1.2, 2.5mm Drop In (6cyl)	9276MS6-12	4.075"	1/16 AP SS (+020) Top Ring (1cyl)	930098675
93.00 mm	1.2, 1.2, 2.5mm Drop In	9300MS-12	4.095"	1/16 AP SS (+040) Top Ring (1cyl)	930098695
94.00 mm	1.2, 1.2, 2.5mm Drop In	9400MS-12			
95.50 mm	1.2, 1.2, 2.5mm Drop In	9550MS-12			
96.00 mm	1.2, 1.2, 2.5mm Drop In	9600MS-12			
99.50 mm	1.2, 1.5, 2.8mm File Fit	9950MS-12			
99.75 mm	1.2, 1.5, 2.8mm File Fit	9975MS-12			
100.00 mm	1.2, 1.5, 2.8mm File Fit	10000MS-12			
Clips (each) w/o tang			Clips (each) w/ tang		
0.787" x 1.6mm Round Wire Lock		9900112	0.927" x 1.6mm Round Wire Lock w/ tang		6436901
0.792" x 1.6mm Round Wire Lock		9900215	0.990" x 1.6mm Round Wire Lock w/ tang		6442990
0.827" x 1.6mm Round Wire Lock		9900110			
0.866" x 1.6mm Round Wire Lock		2042968	16.5mm x 1.6mm Round Wire Lock w/ tang		9868897
0.912" x 1.6mm Round Wire Lock		6458129	17mm x 1.6mm Round Wire Lock w/ tang		6456545
0.927" x 1.6mm Round Wire Lock		6441489	18mm x 1.6mm Round Wire Lock w/ tang		9900551
0.945" x 1.6mm Round Wire Lock		9900539	19mm x 1.6mm Round Wire Lock w/ tang		4399150
0.990" x 1.6mm Round Wire Lock		6458137	20mm x 1.3mm Round Wire Lock w/ tang		98417180
			20mm x 1.6mm Round Wire Lock w/ tang		5871090
20mm x 1.6mm Round Wire Lock		9900112	21mm x 1.6mm Round Wire Lock w/ tang		3888765
21mm x 1.6mm Round Wire Lock		9900110	22mm x 1.6mm Round Wire Lock w/ tang		4394680
22mm x 1.6mm Round Wire Lock		2042968	23mm x 1.6mm Round Wire Lock w/ tang		4242228
23mm x 1.6mm Round Wire Lock		9315805	24mm x 1.6mm Round Wire Lock w/ tang		6442412
23mm OE Subaru (double tang)		9298265			
24mm x 1.6mm Round Wire Lock		9900539			
Lock'N Tool			Diesel Clips (each)		
Clip insertion tool for .927" clip		W-927	34 x 1.5mm Diesel Circlip		BUL1012210
Clip insertion tool for .990" clip		W-990	34.5 x 1.5mm Diesel Circlip		1977523
			33.232 x 1.68mm Diesel Circlip		BUL1008116
			40 x 1.75mm Diesel Circlip		BUL1008230

Pins, Rails & Expanders

Description	Part Number	Description	Part Number	
Piston Pins		Oil Ring Support Rails (each)		
0.912 x 2.287 x 0.121W CH 87g LW	9900159	3.780-3.795 2mm Support Rail	1978854	
0.927 x 2.287 x 0.129W CH 93g LW	9900184	3.800-3.815 2mm Support Rail	1979652	
0.750 x 1.965 x 0.178W CH 80g	9864383	3.895-3.910 2mm Support Rail	9301947	
0.792 x 2.250 x 0.140W CH 83g	9900211	3.915-3.930 2mm Support Rail	1979643	
0.866 x 2.287 x 0.177W CH 112g	9900106	3.935-3.950 2mm Support Rail	1979644	
0.866 x 2.405 x 0.177W CH 118g	6458160	4.000-4.015 2mm Support Rail	9301835	
0.867 x 2.287 x 0.178W CH 112g	9900107	4.020-4.035 2mm Support Rail	1979645	
0.912 x 2.287 x 0.171W CH 116g	6458152	4.040-4.055 2mm Support Rail	9301838	
0.927 x 2.287 x 0.168W CH 118g	6457808	4.060-4.075 2mm Support Rail	1979646	
0.945 x 2.287 x 0.177W CH 125g	9900079	4.080-4.095 2mm Support Rail	9301922	
0.975 x 2.520 x 0.172W CH 130g	9311348	4.100-4.155 2mm Support Rail	1979647	
0.984 x 2.287 x 0.162W CH 122g	9299391	4.125-4.140 2mm Support Rail	9301840	
0.984 x 2.287 x 0.232W CH 160g	9849202	4.145-4.160 2mm Support Rail	1979648	
0.990 x 2.520 x 0.180W CH 148g	7758139	4.165-4.180 2mm Support Rail	9301923	
0.990 x 2.930 x 0.180W CH 171g	9887254	4.185-4.200 2mm Support Rail	1979649	
1.094 x 2.520 x 0.163W CH 153g	9839256	4.240-4.255 2mm Support Rail	1977167	
0.927 x 2.287 x 0.188W CH 128g HD	6457147	4.260-4.275 2mm Support Rail	1979650	
0.927 x 2.287 x 0.188W CH 128g H13 HD	9301852	4.600-4.615 2mm Support Rail	1978581	
0.928 x 2.287 x 0.188W CH 128g HD	9900108	4.620-4.635 2mm Support Rail	1979651	
0.929 x 2.244 x 0.189W R 127g HD	6455117	83.0mm x 2.8mm Support Rail	9298427	
0.943 x 2.287 x 0.200W CH 135g H13 HD	1978223	84.0mm x 2.8mm Support Rail	9298428	
0.943 x 2.287 x 0.235W CH 154g HD	1978387	3.386-3.426 2.8mm Support Rail	1977799	
0.945 x 2.287 x 0.217W CH 144g HD	9855196	3.504-3.544 2.8mm Support Rail	1977800	
0.990 x 2.520 x 0.220W CH 171g HD	9866438	3.552-3.852 3mm Support Rail	9298594	
0.990 x 2.750 x 0.220W CH 187g HD	9867483	3.780-3.820 3mm Support Rail	9301578	
0.990 x 2.930 x 0.200W CH 184g HD	9887255	3.810-3.850 3mm Support Rail	9302399	
1.094 x 2.850 x 0.200W 205g H13 HD	1978843	3.860-3.910 3mm Support Rail	9301680	
0.866 x 2.287 x 0.177W CH 112g DLC	9288309	3.917-3.957 3mm Support Rail	9301501	
0.927 x 2.287 x 0.168W CH 118g DLC	9298084	4.000-4.040 3mm Support Rail	9290024	
0.927 x 2.287 x 0.188W CH 128g HD DLC	9288283	4.040-4.080 3mm Support Rail	9298684	
0.990 x 2.520 x 0.180W CH 148g DLC	9298401	4.080-4.120 3mm Support Rail	9301133	
Sport Compact Pins		4.125-4.165 3mm Support Rail	9290032	
19 x 10 x 50mm CH 80g	9300337	4.165-4.205 3mm Support Rail	9300686	
20 x 10 x 50.0mm CH 92g	1978461	4.250-4.290 3mm Support Rail	9299227	
20 x 11.35 x 50.8mm CH 84g	1979306	4.310-4.350 3mm Support Rail	9299226	
20 x 10 x 59mm CH 106g	9885792	4.390-4.430 3mm Support Rail	1978390	
21 x 11 x 50mm CH 98g	9900109	4.500-4.560 3mm Support Rail	9299228	
21 x 11.5 x 54.3mm CH 100g	7967961	4.600-4.630 3mm Support Rail	9299225	
21 x 10.5 x 58.1mm CH 117g	9300427	4.125-4.185 3/16" Support Rail	9298909	
22 x 12/17 x 48mm Tapered CH 93g	9851760	4.250-4.290 3/16" Support Rail	9290040	
22 x 11.5 x 50.0mm CH 108g H13	1978844	4.310-4.350 3/16" Support Rail	9298577	
22 x 12/15.7 x 52mm Taper CH 101g	9894428	4.500-4.560 3/16" Support Rail	9290057	
22 x 9.3 x 52mm CH 125g H13	1979143	4.600-4.630 3/16" Support Rail	9300480	
22 x 13 x 58.11mm CH 112g	9900106	3.0mm Oil Ring Standard Tension Rails (8cyl)		
22 x 13 x 58.11mm CH 112g DLC	9301792	4.030"	3.0mm STD Tension Rails (16pcs)	4030-300R
22 x 11.5 x 58.11mm CH 126g H13	1977588	4.040"	3.0mm STD Tension Rails (16pcs)	4040-300R
22.5 x 12.5 x 52mm CH 112g H13	1977483	4.060"	3.0mm STD Tension Rails (16pcs)	4060-300R
23 x 13 x 50.0mm CH 109g	9851913	4.125"	3.0mm STD Tension Rails (16pcs)	4125-300R
23 x 13.5 x 57.404mm R 124g	9298392	4.135"	3.0mm STD Tension Rails (16pcs)	4135-300R
23 x 13.5 x 57.404mm CH 122g	9299383	4.155"	3.0mm STD Tension Rails (16pcs)	4155-300R
Diesel Pins		3.0mm Oil Ring Standard Tension Expanders (8cyl)		
34.0 x 20 x 65.3mm R 294g	BUL33087356230	4.030"	3.0mm STD Tension Expanders (8pcs)	4030-300S
34.5 x 18 x 77.5mm R 410g	9858953	4.040"	3.0mm STD Tension Expanders (8pcs)	4040-300S
34.5 x 18 x 77.5mm R 410g DLC	9300916	4.050"	3.0mm STD Tension Expanders (8pcs)	4050-300S
40.0 x 19 x 82.8mm R 628g	9858954	4.060"	3.0mm STD Tension Expanders (8pcs)	4060-300S
40.0 x 19 x 82.8mm R 628g DLC	9299823	4.125"	3.0mm STD Tension Expanders (8pcs)	4125-300S
40.0 x 19 x 75.8 R 575g	1979475	4.135"	3.0mm STD Tension Expanders (8pcs)	4135-300S
40.0 x 17 x 58.0mm Taper R 430g DLC	9300738	4.145"	3.0mm STD Tension Expanders (8pcs)	4145-300S
LW = Light Weight		4.155"	3.0mm STD Tension Expanders (8pcs)	4155-300S
HD = Heavy Duty		4.165"	3.0mm STD Tension Expanders (8pcs)	4165-300S
CH = Chamfered				
W = Wall Thickness				
R = Radiused				
DLC = DLC Coated				

Apparel

Description

Part Number



MAHLE Motorsport Blueprint Logo T-shirt

MAHLE Motorsport Blueprint Logo T-Shirt
 MAHLE Motorsport Blueprint Logo T-Shirt
 MAHLE Motorsport Blueprint Logo T-Shirt
 MAHLE Motorsport Blueprint Logo T-Shirt
 MAHLE Motorsport Blueprint Logo T-Shirt
 MAHLE Motorsport Blueprint Logo T-Shirt
 MAHLE Motorsport Blueprint Logo T-Shirt

Small	1979115-S
Medium	1979115-M
Large	1979115-L
X-Large	1979115-XL
2X-Large	1979115-2XL
3X-Large	1979115-3XL
4X-Large	1979115-4XL



MAHLE Motorsport Blueprint Logo Hooded Sweatshirt

MAHLE Motorsport Blueprint Logo Hooded Sweatshirt
 MAHLE Motorsport Blueprint Logo Hooded Sweatshirt
 MAHLE Motorsport Blueprint Logo Hooded Sweatshirt
 MAHLE Motorsport Blueprint Logo Hooded Sweatshirt
 MAHLE Motorsport Blueprint Logo Hooded Sweatshirt
 MAHLE Motorsport Blueprint Logo Hooded Sweatshirt
 MAHLE Motorsport Blueprint Logo Hooded Sweatshirt

Small	1979116-S
Medium	1979116-M
Large	1979116-L
X-Large	1979116-XL
2X-Large	1979116-2XL
3X-Large	1979116-3XL
4X-Large	1979116-4XL



MAHLE Motorsport Blueprint Logo Full Zip Hooded Sweatshirt

MAHLE Motorsport Blueprint Logo Full Zip Hooded Sweatshirt
 MAHLE Motorsport Blueprint Logo Full Zip Hooded Sweatshirt
 MAHLE Motorsport Blueprint Logo Full Zip Hooded Sweatshirt
 MAHLE Motorsport Blueprint Logo Full Zip Hooded Sweatshirt
 MAHLE Motorsport Blueprint Logo Full Zip Hooded Sweatshirt
 MAHLE Motorsport Blueprint Logo Full Zip Hooded Sweatshirt
 MAHLE Motorsport Blueprint Logo Full Zip Hooded Sweatshirt

Small	1979117-S
Medium	1979117-M
Large	1979117-L
X-Large	1979117-XL
2X-Large	1979117-2XL
3X-Large	1979117-3XL
4X-Large	1979117-4XL



MAHLE Motorsport Hats

MAHLE Motorsport HAT, BLU/WHT mesh w/ patch Logo
 MAHLE Motorsport HAT, BLU/WHT mesh w/ corner logo

-	1979856
-	1979862

Single Piston & Ring Ordering Instructions

Piston and Ring Singles are available from MAHLE Motorsport.
To confirm component part numbers please contact MAHLE Motorsport.

Single Piston Ordering Example For PowerPak Piston Set 930201285

Component	Part Number	Description	Quantity
Piston	930201285-1	SBC 1.000 x 4.185 FT 7CC 112MM Single	1
Pin	6457808	PIN 0.927 x 2.288 x 0.168W CH 118g	1
Clips	6441489	Circlip 0.927 x 1.6mm w/o tang	2
Single Ring	4190MS-112-1	4190MS-112 Single Cylinder Ring Set	1
Rail	9301923	Oil Support Rail 4.165 - 4.205 2mm	1

Single Ring Ordering Example For Ring Set 4030MS-112

Component	Part Number	Description	Quantity
Single Ring	4030MS-112-1	4030MS-112 Single Cylinder	1

THERMAL BARRIER COATING



- Durable and resistant to thermal shock
- Insulates the piston crown and reduces heat transfer
- This ceramic coating can be applied to POWERPAK Piston Sets

For more information contact MAHLE Motorsport

Ring Gap Instructions

Application	Top Ring (minimum)	Second Ring (minimum)	Oil Ring Rail	4.000 Bore Example Top, 2nd, Oil Rails
High Performance Street - NA	Bore x 0.0045"	Bore x 0.0050"	Min 0.015"	0.018", 0.020", Min 0.015"
Circle Track, Drag Racing - NA	Bore x 0.0050"	Bore x 0.0060"	Min 0.015"	0.020", 0.024", Min 0.015"
Nitrous up to 200hp (25HP/cyl)	Bore x 0.0060"	Bore x 0.0060"	Min 0.015"	0.024", 0.024", Min 0.015"
Nitrous Race 200hp+ (25HP/cyl)	Bore x 0.0070"	Bore x 0.0070"	Min 0.015"	0.028", 0.028", Min 0.015"
Turbo / Supercharger	Bore x 0.0060"	Bore x 0.0060"	Min 0.015"	0.024", 0.024", Min 0.015"
Turbo / Supercharger Race	Bore x 0.0070"	Bore x 0.0070"	Min 0.015"	0.028", 0.028", Min 0.015"
Diesel - Turbocharged	Bore x 0.0060"	Bore x 0.0055"	Min 0.015"	0.024", 0.022", Min 0.015"

NOTE: The second ring gap recommendations have continued to change over the years. Current recommendations are such that the 2nd ring gap is larger than the top rings for most applications. Testing has proven that a larger second ring gap increases the top ring's stability allowing for a better seal. This larger "escape" path prevents inter-ring pressure from building up and lifting the top ring off the piston allowing combustion to get by. Many engine builders have reported lower blow-by and horsepower gains at the upper RPM ranges with the wider second ring gaps. Also, almost every new car made is using this inter-ring pressure reduction method to lower blow-by and emissions and to increase engine output. Additionally, and for these reasons, these ring gap recommendations are to be considered minimums, and some kits will come with larger gaps than the minimum listed in the table directly out of the box.

PROPER RING INSTALLATION

Top ring: If there is a dot (pip mark) or a laser etching (commonly etched as "TOP" or the MAHLE logo, or a number designator) on one of the flats of the top ring, this marking is indicating the top of the ring. Typically, if there is a bevel on the ID of the top ring, the bevel should be facing up toward the top of the piston.



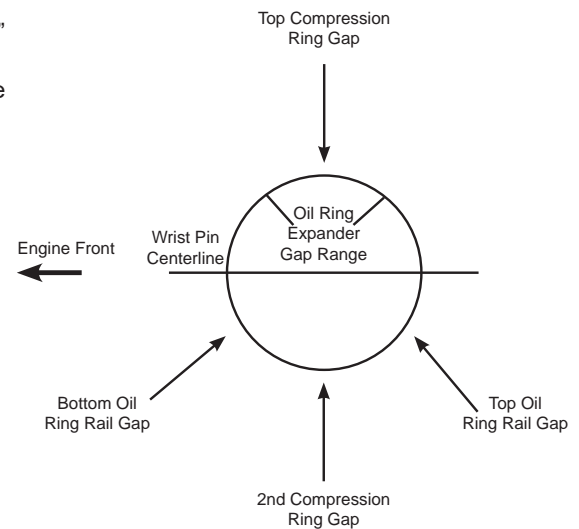
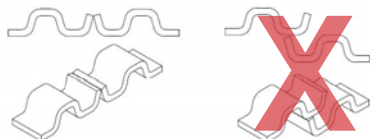
2nd Ring: If there is a dot (pip mark) or a laser etching (commonly etched as "TOP" or the MAHLE logo, or a number designator) on one of the flats of the top ring, this marking is indicating the top of the ring. Typically, if there is a bevel on the ID of the 2nd ring, the bevel should be facing down toward the bottom of the piston. Any marking indicating the top of the piston ring supersedes the location of the ID bevel of the ring.



Oil Ring - may be either 2 piece or 3 piece design:

2 Piece Instructions: Remove the coil spring from the oil ring and place the coil spring in the groove, noting the location of the coil spring joint. Install the oil ring in the ring groove; the oil ring gap must be assembled opposite (180 degrees) to coil spring joint.

3 Piece Instructions: Place the expander in the groove, ensure the ends are butted against each other. Position the expander ends in the desired orientation on the piston, an image of the recommended installation location is provided in the Proper Ring Alignment section. Install the lower steel ring, the ring end gap must be approximately 90° to 120° left from the expander edges. Install the upper steel ring observing the same distance for the right side. After ring installation, check if oil ring set can move freely without binding. Important: expander ends must not overlap.





BUILD SOMETHING GREAT | MAHLEmotorsport.com

MAHLE
Motorsport



MAHLE Motorsport
270 Rutledge Rd., Unit C
Fletcher, North Carolina 28732
Phone 888-255-1942
Fax 828-650-0819